

WASHINGTON-LEE HIGH SCHOOL



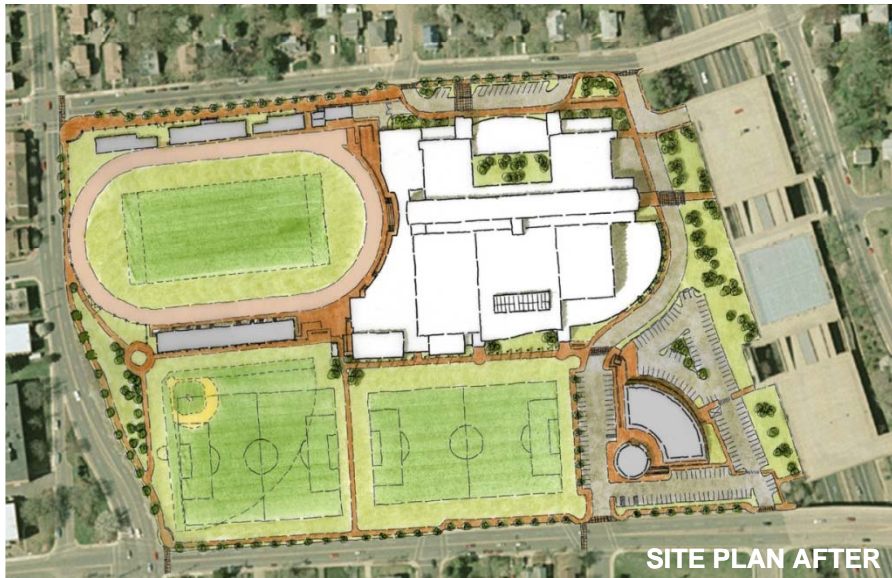
The original Washington-Lee High School was the first high school built in Arlington County and is nationally recognized for its academic programs and athletic success. The design of the school's new building is a reflection of Washington-Lee's academic excellence and contributes to the overall wellness of the greater Arlington County community.

Centrally located within the County, Washington-Lee is poised to serve as an important civic center and cultural asset for the new century.

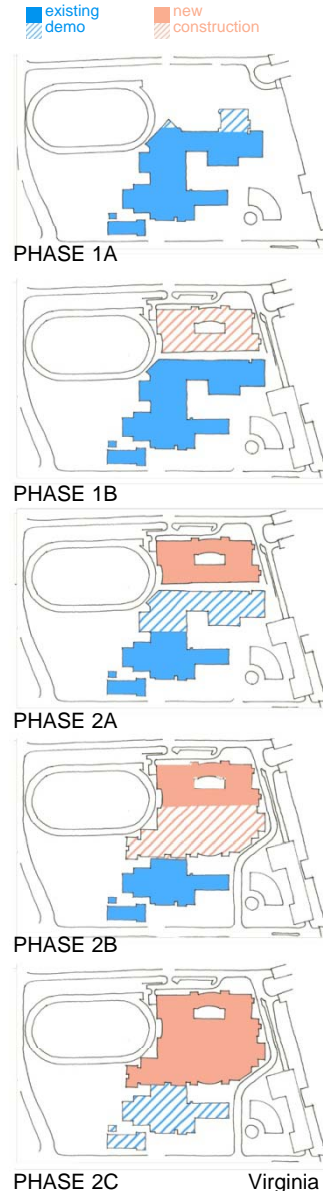
WASHINGTON-LEE HIGH SCHOOL



SITE PLAN BEFORE



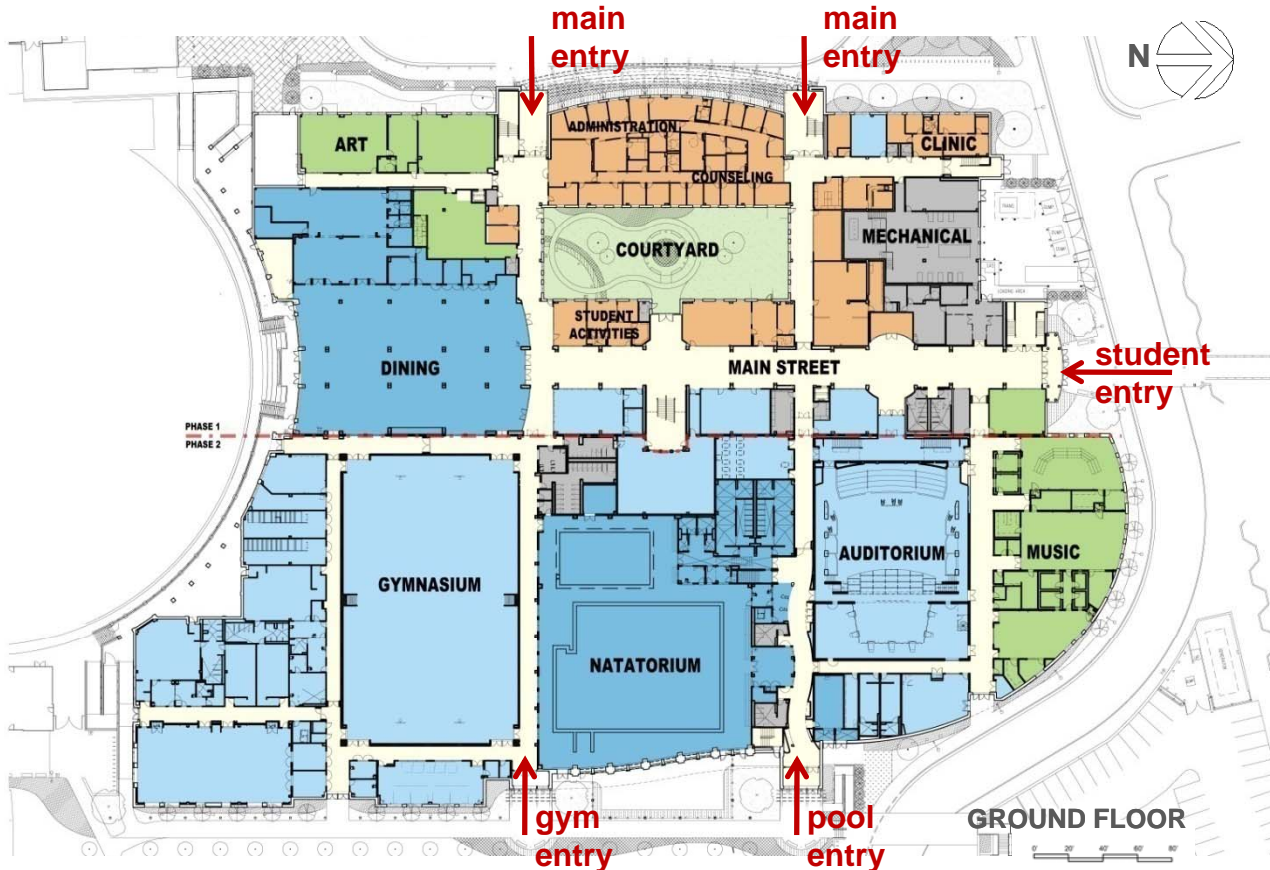
SITE PLAN AFTER









The four-story new construction replaces the previous academic facility, originally built in 1924, on the same site. Through a three-year phased school replacement that prevented the need for student relocation and temporary classrooms, Arlington County's oldest school has transformed into a LEED-Gold, state-of-the-art facility.

New public pathways through campus knit together the urban community that had previously been divided by the school site for years. The compacted building footprint also allowed for a gain in open green space, providing one additional soccer field.

WASHINGTON-LEE HIGH SCHOOL



All major programmatic spaces are linked by the central circulation spine, Main Street. The corridor has controlled access after-hours so that the auditorium, gym, dining, media center, and natatorium are available for community use.

KEY	
	student learning spaces
	spaces
	administrative services
	
	public/activity spaces
	



SECOND FLOOR



THIRD FLOOR



FOURTH FLOOR

WASHINGTON-LEE HIGH SCHOOL



Informal learning spaces were planned throughout the school, including a large balcony off the Media Center, a plaza/amphitheater outside the Dining Room, and a Cyber Café. The entire school was outfitted for wireless internet to make these spaces active learning zones.

Other project highlights include:

- 2,000 SF of flexible instruction and exhibit space
- State-of-the-art 800-seat auditorium with professional quality lighting, dimming, rigging and audio
- 16,000 SF gymnasium
- Alumni conference room with display and storage space



WASHINGTON-LEE HIGH SCHOOL



WASHINGTON-LEE HIGH SCHOOL



WASHINGTON-LEE HIGH SCHOOL



The natatorium has a 12-lane, 25-meter pool with separate diving area, therapy pool, spectator stands and a special events room.



WASHINGTON-LEE HIGH SCHOOL



SUSTAINABLE FEATURES

- Diverted over 9 tons (92%) of on-site generated demolition and construction waste from landfill
- Combination of white and green roof systems to reduce heat-island effect
- Dual-flush valves, water-less urinals and low-flow shower heads contribute to the 45% reduction in water-use
- Over 40% of used materials were manufactured locally
- High recycled content construction materials
- Occupancy sensors controlling lighting, heating, cooling and CO₂

WASHINGTON-LEE HIGH SCHOOL



SIZE OF SITE
19.5 acres

CAPACITY
1,600 students

BUILDING AREA
378,068 SF

TOTAL COST
\$80 million

COST/SF
\$212

COST/STUDENT
\$50,169

SPACE/STUDENT
236 SF

WASHINGTON-LEE HIGH SCHOOL



PROJECT Washington-Lee High School
Arlington, VA

OWNER Arlington County Public Schools
Dr. Pat Murphy (Superintendent)

DESIGN FIRM Grimm + Parker Architects
Paul Klee AIA, LEED AP (Principal-in-charge)

**CONSTRUCTION
MANAGER** MBP/Aecom

ENGINEERS ADTEK Engineers, Inc.
Civil
Mendoza, Ribas & Farinas
MEP
Wolfman & Associates
Structural

BUILDER Hess Construction

PHOTOGRAPHERS Paul Burk Photography
Kenneth M. Wyner Photography