

# DESIGN FOR LEARNING

Dr. Virginia Jewell

CEFPI

April 2013

# IT'S LIKE A DETECTIVE STORY

- ▶ We build schools, lots of them.
- ▶ They're aesthetically beautiful.
- ▶ The national drop out rate is 10.7%
- ▶ The national non-completion rate is

# THE NUMBERS DON'T LIE...

Status dropout rates of 16- through 24-year-olds in the civilian, noninstitutionalized population, by race/ethnicity: Selected years, 1990-2010						
Year	Total <sup>1</sup>	Race/ethnicity				
		White	Black	Hispanic	Asian/Pacific Islander	American Indian/Alaska Native
1990	12.1	9.0	13.2	32.4	4.9!	16.4!
1995	12.0	8.6	12.1	30.0	3.9	13.4!
1998	11.8	7.7	13.8	29.5	4.1	11.8
1999	11.2	7.3	12.6	28.6	4.3	‡
2000	10.9	6.9	13.1	27.8	3.8	14.0
2001	10.7	7.3	10.9	27.0	3.6	13.1
2002	10.5	6.5	11.3	25.7	3.9	16.8
2003	9.9	6.3	10.9	23.5	3.9	15.0
2004	10.3	6.8	11.8	23.8	3.6	17.0
2005	9.4	6.0	10.4	22.4	2.9	14.0
2006	9.3	5.8	10.7	22.1	3.6	14.7
2007	8.7	5.3	8.4	21.4	6.1	19.3
2008	8.0	4.8	9.9	18.3	4.4	14.6
2009	8.1	5.2	9.3	17.6	3.4	13.2
2010	7.4	5.1	8.0	15.1	4.2	12.4

! Interpret data with caution. The coefficient of variation (CV) for this estimate is 30 percent or greater.

‡ Reporting standards not met (too few cases).

<sup>1</sup> Total includes other race/ethnicity categories not separately shown.

**NOTE:** Race categories exclude persons of Hispanic ethnicity.

**SOURCE:** U.S. Department of Education, National Center for Education Statistics. (2012). *The Condition of Education 2012* (NCES 2012-045), Table A-33-1.

# DROP OUT STATISTICS

- ▶ Wages below the poverty
  - ▶ Only 45.8% are employed
  - ▶ 19.2% have less than 9 years of school
  - ▶ 13.1% less than 10 years
  - ▶ 22.5% less than 11 years
  - ▶ 514,238 public school students dropped out of high school in the 2009-10 school year
  - ▶ Nevada had the lowest graduation rate, with 57.8 percent
  - ▶ African Americans with 66.1 percent.
  - ▶ students with learning disabilities and limited fluency in English face long odds to finish high school, with graduation rates for those groups as low as 25 percent in some states
  - ▶ Minnesota graduation rate for African-American and Hispanic students hovered around 50 percent in 2011,
  - ▶ Florida, plan to grade high schools in large measure by student test scores – an incentive to push out failing students?
  - ▶ Nearly 80 percent of individuals in prison do not have a high school diploma (Office of Juvenile Justice and Delinquency Prevention, 1995)
  - ▶ <http://www.nea.org/home/13579.htm>
- 
- ▶ SOURCE: U.S. Department of Commerce, Census Bureau, Current Population Survey (CPS), October 1970 through October 2010. (This table was prepared July 2011.)
  - ▶ <http://www.nea.org/home/13579.htm>

# THE REAL BRIDGE TO NOWHERE

- ▶ More than 50 percent of students entering two-year colleges and nearly 20 percent of those entering four-year universities are placed in remedial classes
- ▶ Nearly 4 in 10 remedial students in community colleges never complete their remedial courses.
- ▶ If they finish remediation more than 75% won't complete college level math/English
- ▶ Fewer than 1 in 10 will graduate within 3 years from a 2 year college and barely 33% will get a bachelors in 6 years

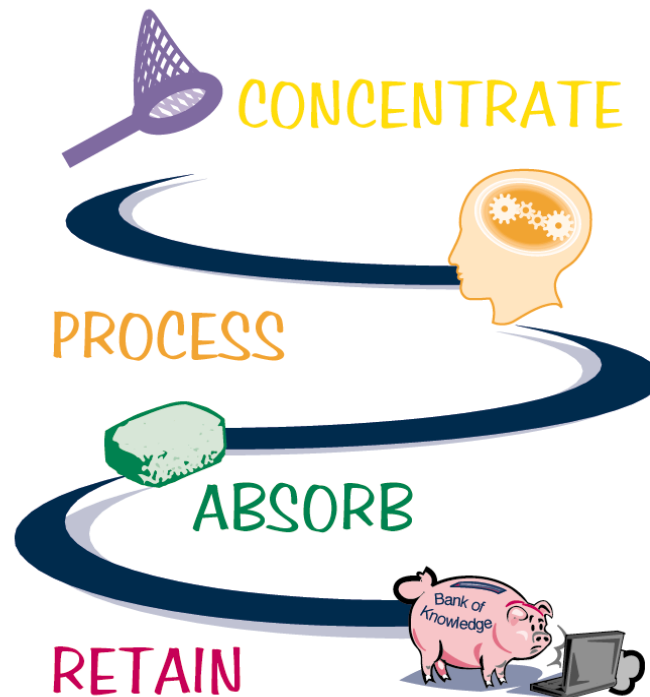
Copyright © 2012 Complete College America. Permission granted for unlimited copying with appropriate citation.

# WHY?

- ▶ Education that is mass produced
  - ▶ Do our buildings address classes or individuals?
- ▶ Education as an assembly line
  - ▶ Do our buildings help assembly line thinking?

# SO WHAT DO LEARNING STYLES HAVE TO DO WITH BUILDING?

The way in which  
students



new or

ult

information

# MEET MARY



A screenshot of a video player interface. The main video frame shows a woman, Mary Moss Wirt, standing on a stage with a blue background. A large white play button is centered over the video. In the top right corner of the video frame, there is a navigation bar with links for 'Discovery', 'Digital Purpose', 'Live', and 'Live It'. Below this is a banner for 'future@now' with the tagline 'Transition to Digital Classrooms'. To the right of the video frame are three buttons: 'FULL' (with a double arrow icon), 'SHARE' (with a share icon), and 'LIKE' (with a heart icon). Below the video frame, a black box contains the name 'Mary Moss Wirt' in white, followed by a light blue box containing '3rd Grade Digital Learner' and 'Cary Elementary School (NC)'. To the right of this box is the 'future@now' logo. A small timer '04:27' is visible in the bottom left of the video frame. At the very bottom of the player, there is a black bar with 'Screencast-O-Matic.com' on the left, a progress bar in the center, and 'livestream' on the right with a signal strength icon and a speaker icon.

Discovery Digital Purpose Live Live It

future@now  
Transition to Digital Classrooms

FULL

SHARE

LIKE

Mary Moss Wirt

3rd Grade Digital Learner  
Cary Elementary School (NC)

future@now

04:27

Screencast-O-Matic.com

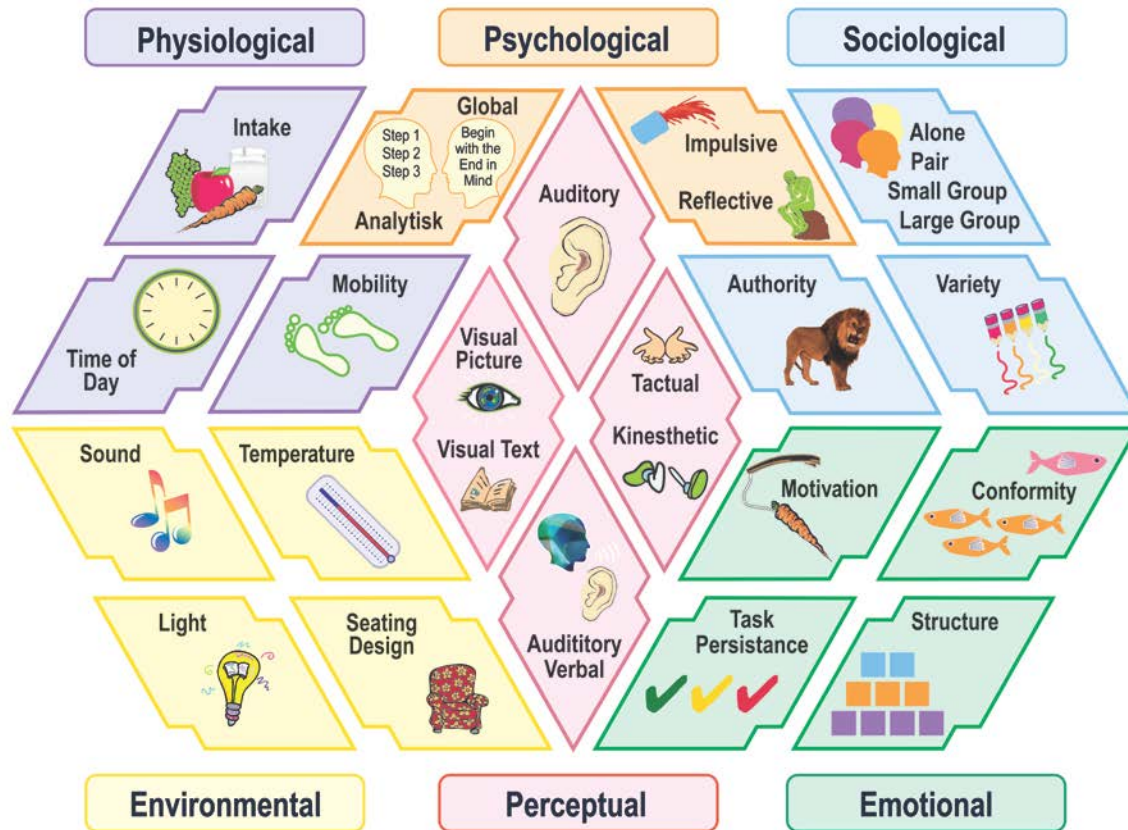
livestream



# THE BUILDING EXCELLENCE SURVEY

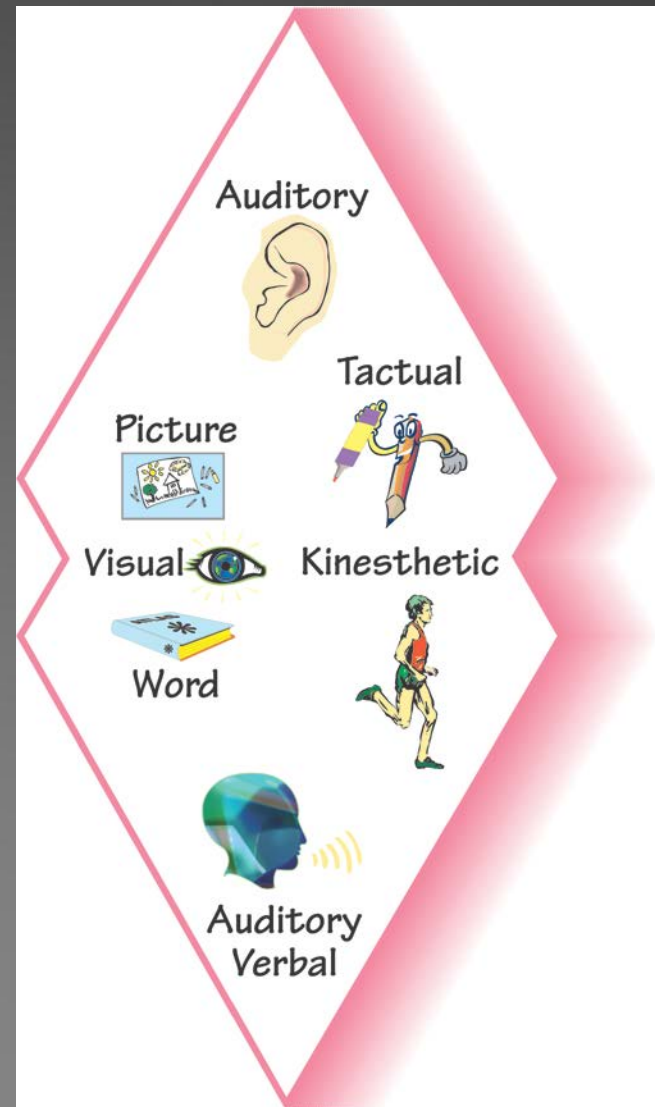


BE—Identifying Educational and Work-Based Learning Strengths and Productivity Preferences



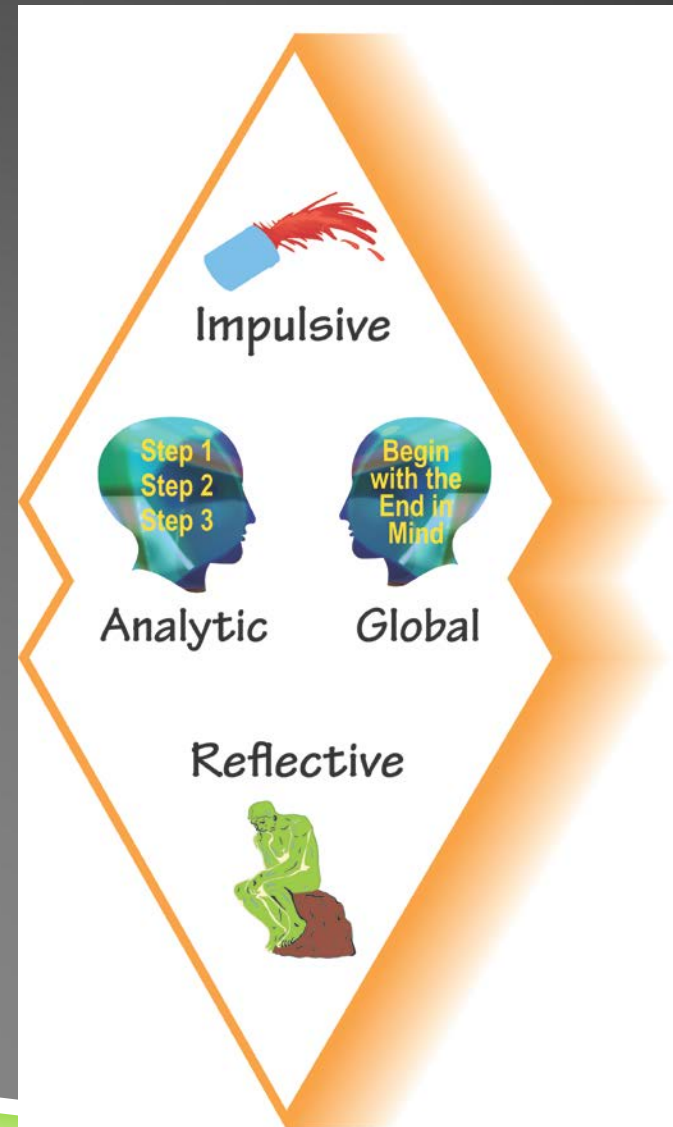
# PERCEPTUAL

- ▶ Auditory- 75% of what they hear
- ▶ Visual Picture
- ▶ Visual Text- documents
- ▶ Tactual-small motor
- ▶ Kinesthetic-large motor
- ▶ Verbal – need to discuss



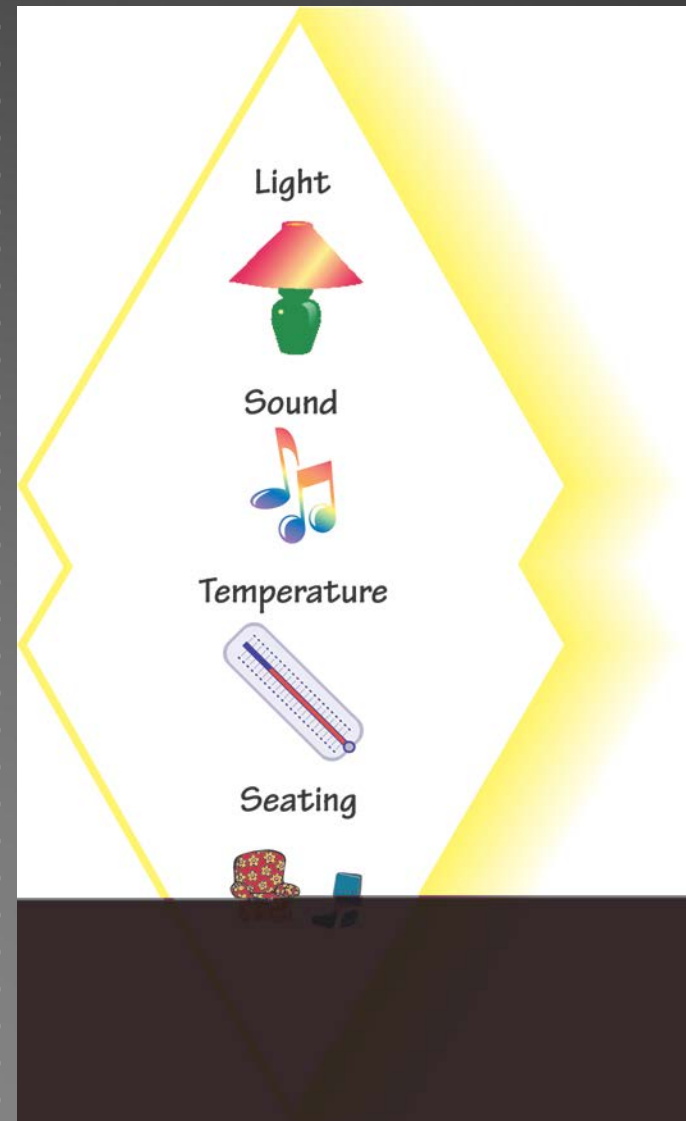
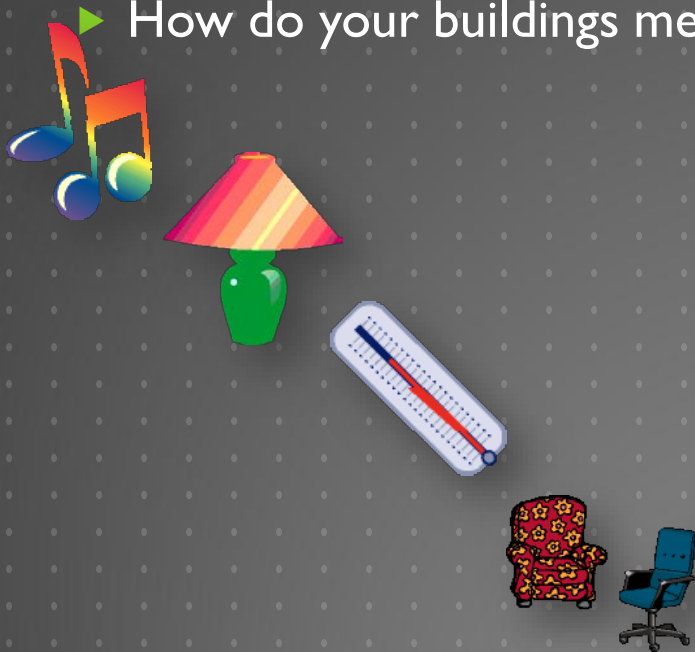
# PSYCHOLOGICAL

- ▶ Global sees the forest
- ▶ Analytic sees the tress
- ▶ Interred both
- ▶ Reflectives think first then jump
- ▶ Impulsives jump




# ENVIRONMENTAL

▶ How do your buildings measure up?



# PHYSIOLOGICAL

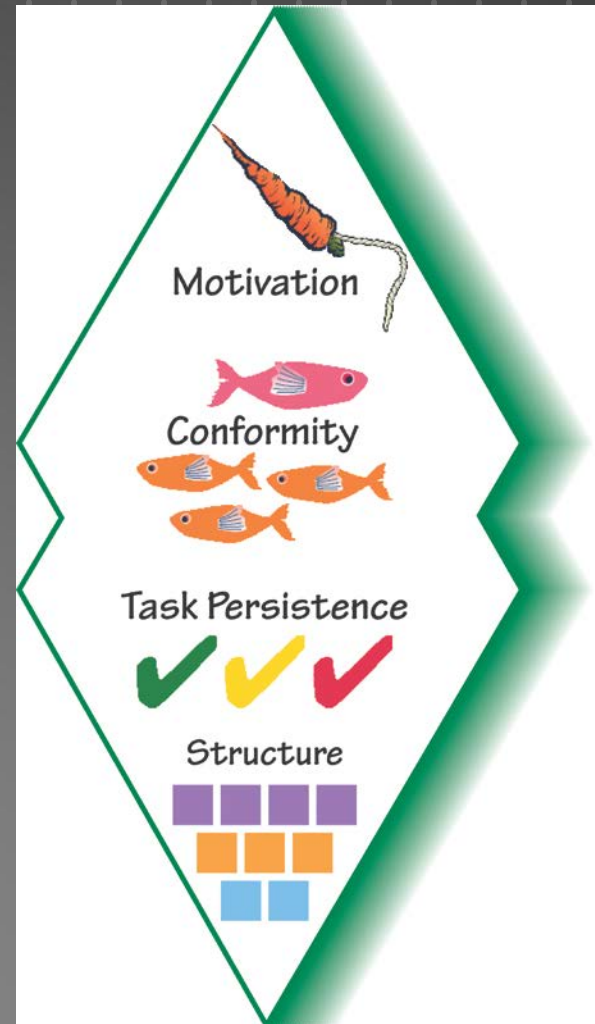
- Was your building designed to accommodate this?





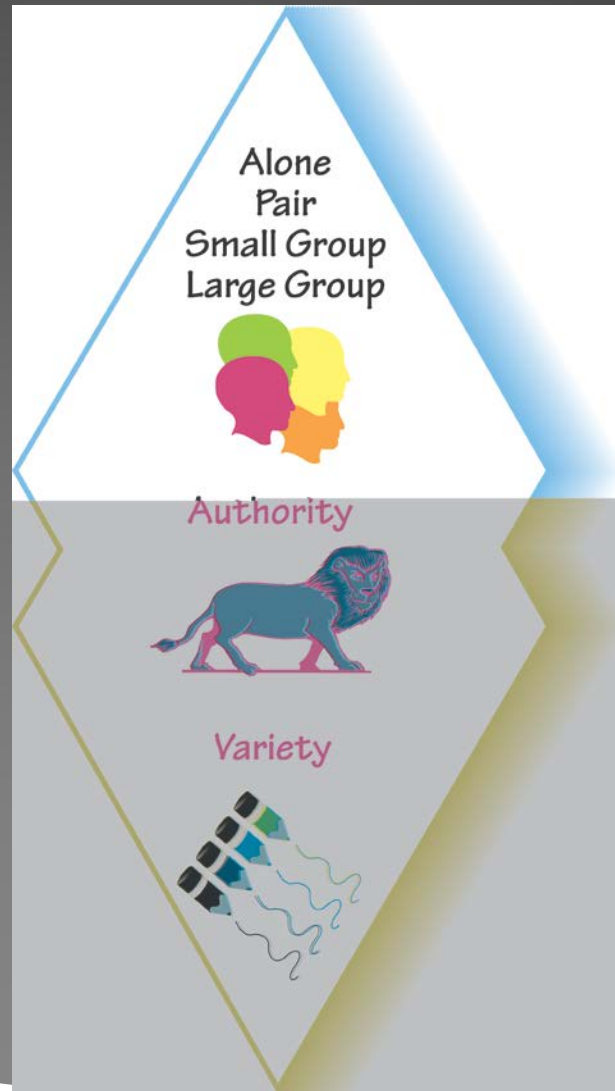
# EMOTIONAL

internally or externally motivated?  
one task at a time or several tasks ?  
doing tasks the way YOU prefer ?  
prefer procedures by others or create  
your own?



# SOCIOLOGICAL

- ▶ Groupings?
- ▶ Teacher in charge?
- ▶ Variety?









# COURTYARD



COURT YARD - VIEW 2  
GROUND FLOOR

# MULTI PURPOSE



MULTI PURPOSE ROOM - VIEW 2  
BASEMENT 1

# MEDIA CENTER



INFORMATION CENTER - VIEW 2  
FIRST FLOOR



# TOILETS



BOY'S TOILET - VIEW 2

# PLAYGROUND ENTRANCE



PLAY GROUND ENTRANCE - VIEW 1  
GROUND FLOOR

# RECEPTION



ADMINISTRATION AREA - VIEW 2  
GROUND FLOOR