



Seeds to Cedars

Help us connect with our natural surroundings
through cross-curricular learning



Table of Contents



01

About the Project

Creating native species cedar garden boxes

02

Major Needs

Hardware for learning opportunities

03

Project Goals

Create cross-curricular learning opportunities

04

Learning

First Peoples Principles of Learning and curricular goals

05



Project Stages

Grow with us and budget projection

06

Our Team

Teachers and students ready to grow together






About the Project

To facilitate cross-curricular learning opportunities for our Life Skills and Cooking students, through the use of traditional indigenous plants.

Life Skills students will have the responsibility of taking care of the seeds, cooking class will utilize the plants, and everyone will learn about the traditional use of plants and uses through outdoor signage.





Handsworth Secondary School

Handsworth is nestled below the
Two Sisters, now known by
settlers as the The Lions, in North
Vancouver, BC.

Handsworth would like to thank the Coast Salish people, specifically the Skwxwú7mesh Nation and Tsleil-Waututh Nation, whose unceded traditional territory the North Vancouver School District resides on. We value the opportunity to learn, share and grow on this traditional territory.

Meet some Life Skills students



The top corners of the slide are decorated with stylized floral and leaf motifs. In the top-left, there are yellow and blue leaves with small blue dots. In the top-right, there are blue leaves and a yellow leaf with blue dots, all set against a light orange wavy background.

“...all flourishing is
mutual.”

— Robin Wall Kimmerer, *Braiding Sweetgrass: Indigenous Wisdom, Scientific Knowledge, and the Teachings of Plants*

The bottom corners of the slide are decorated with stylized floral and leaf motifs. In the bottom-left, there are blue and yellow leaves with small blue dots. In the bottom-right, there are blue and yellow leaves with small blue dots, all set against a light orange wavy background.

What We Are Working On



Herb and Plants

We will choose our seeds based off of native species and traditional First Peoples uses.



Cedar Boxes

Cedar is plentiful in our local area and used for many purposes in First Peoples communities. In connection to cooking, branches were traditionally used for braising meats and simmering into grains and stews.



Student Growth

Making interdisciplinary student connections and connection to the land.



Now

Life Skills students are needing to create connections to neurotypical students and Indigenous course content. They would also benefit from “job creation” and learning about the natural resources in our surroundings.

Future Goals

All students will benefit from the connections made to Life Skills students and the Indigenous knowledge gained and shared through our community cedar boxes.

This would also create a natural “touch-point” for cooking classes to embrace First Peoples ways of food processes.



First Peoples Principles of Learning

Learning ultimately supports the well-being of the self, the family, the community, the land, the spirits, and the ancestors.



Learning involves patience and time.

Learning is holistic, reflexive, reflective, experiential, and relational (focused on connectedness, on reciprocal relationships, and a sense of place).



Learning recognizes the role of Indigenous knowledge.

Curricular Goals




CrossCurricular

Life Skills, Cooking, and
Woodshop classes




Life Skills

Set student up for success
with educational program
focused on teaching life
skills



Foods

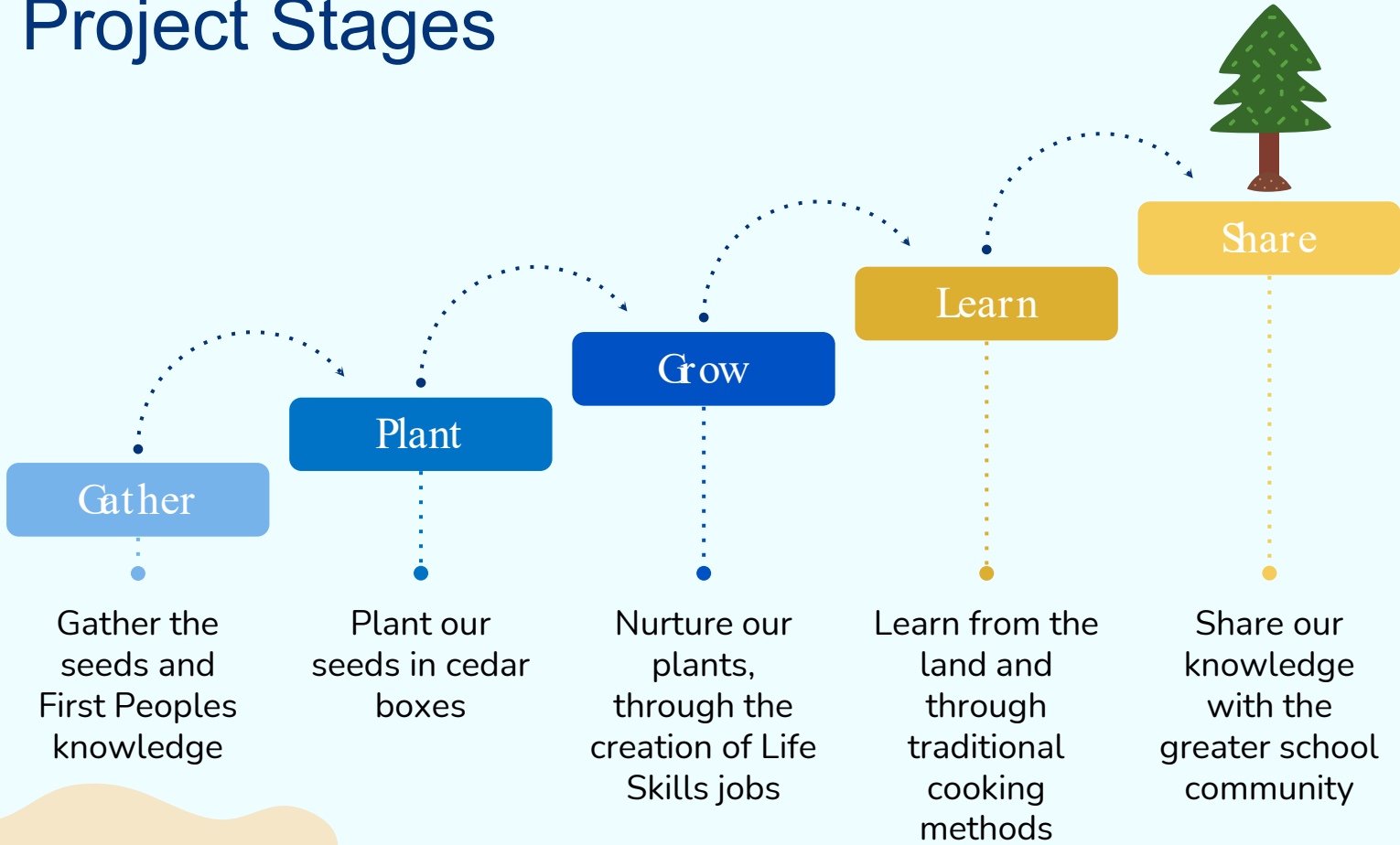
First Peoples Food Guide and the
ethics of cultural appropriation



School Wide Learning

Understanding relationship
and cultural contexts

Project Stages



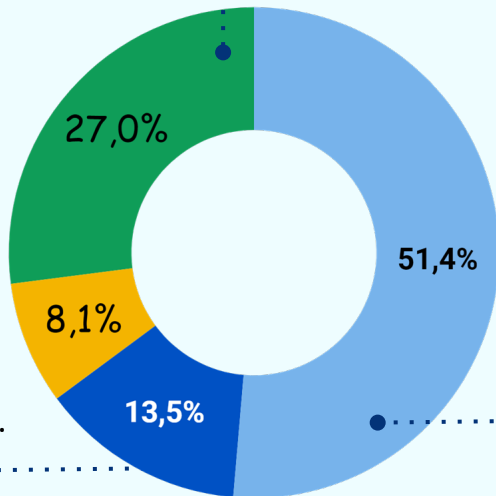
Estimated Budget

Gardening supplies 8%

We will need a hose, shovels, natural fertilizer, shade covers, etc.

Soil and seeds 13%

Locally sourced soil and seeds.



Indigenous signage

27%

We will work with a local community member to ensure signage is complete in a authentic way.



Cedar boxes


51%

We will order buildable cedar boxes and collaborate with our Woodwork students.



Total

4,500

The top corners of the page are decorated with stylized floral and leaf motifs. The top-left corner features a yellow vine with small leaves and a blue leaf with yellow dots. The top-right corner features a yellow leaf with blue veins, a blue leaf with yellow veins, and a yellow vine with small leaves.

“In some Native languages the term for plants translates to “those who take care of us.”

A single blue leaf with yellow veins is positioned to the left of the author's name.

— Robin Wall Kimmerer

Braiding Sweetgrass: Indigenous Wisdom, Scientific Knowledge, and the Teachings of Plants

The bottom corners of the page are decorated with stylized floral and leaf motifs. The bottom-left corner features a blue leaf with yellow veins, a yellow leaf with blue veins, and a yellow vine with small leaves. The bottom-right corner features a blue leaf with yellow veins, a yellow leaf with blue veins, and a yellow vine with small leaves.

Our Students



Our students love to work with their hands and learn about their immediate surroundings!



Our Team

LST's

Teachers who support our complex learners and will create Life Skills “jobs”.



Cooking teachers

Teachers who, with support, will build lessons about traditional Indigenous ways of cooking and resource collection,



Students

Our groups of Life Skills, Cooking, and Woodshop students.



Summary



01

Seeds

Obtain and plant the seeds. Learn about traditional ways of growing.



02

Grow

Nurture, learn from, and share the plants.



03

Learn


Share knowledge through cooking, indigenous singae, and weekly school announcements.



Final Vision

Our vision is to build a learning community where students can make connection to our natural surroundings through BC's Redesigned Curriculum and the First Peoples Principles of Learning.

This will also support our Life Skills students in making peer connections and learning job skills to utilize in their future.





Thank you!

