


A4LE ALBERTA CHAPTER 2019 DESIGN AWARD PROGRAM



The Alberta Chapter Design Award Program recognizes outstanding educational facilities in the province of Alberta. The program follows criteria from A4LE's LE Solutions Planning & Design Awards Program and the Pacific Northwest Region's Pinnacle Award Program. This ensures that the Alberta Chapter projects can also compete at the regional and international levels. The A4LE program recognizes learning projects which positively impact teaching and learning and result from a sound planning process reflecting the needs and expectations of the community.

ELIGIBLE PROJECTS

Built learning environment projects which were completed in the last 4 years in Alberta. All projects must have been completed after January 1, 2015

Pre-K-12 learning environments designed for early childhood learning, elementary, middle/junior high and high schools, alternative schools (charter schools, magnet schools), other innovative learning environments (museums, outdoor education facilities) and the post-secondary educational environment.

AWARD PROJECT CATEGORIES

New Construction of Educational Facilities
Modernization/Addition of Educational Facilities

Design Awards (1 winner/category) and Awards of Merit (number at Jury's discretion) will be given in each of the above categories.

APPLICATION MATERIALS

1. Registration and Entry Fee

Registration Entry Form, payment and Project Data Sheet must be completed prior to sending the application materials. (please see attached forms)
\$250 per project entered. Fees are to be paid at the time of registration. contact Laurel Udell laurel.udell@group2.ca
Cheque or Credit cards accepted.

2. Project Dossier

To address the criteria and illustrate the successful story of your project, please assemble a PDF document of no more than 20-pages in length (8.5x11) and no larger than 20 MB. Include as many photographs, diagrams and/or images as necessary to illustrate and describe the process and overall project.

3. Display Boards

Entries will be displayed prominently at the Conference venue. Please see attached Exhibit Format Sheet for Display Board specifications.

2019 SCHEDULE

Registration of Projects

January 28 – February 25

Project Dossier Deadline

February 26

Display Boards Due

March 4, 2019 4:00 p.m. at
Lethbridge School District #51
Attwell Building 3010 18th Avenue N
Lethbridge Alberta T1H 5B7

or

March 6, 2019 5:00 p.m. at
A4LE Alberta Chapter Conference
Chateau Lake Louise

Awards Announcement

March 7, 7:00 p.m.
Awards Banquet

Design Award Chair:
Daniel Heaton
daniel.heaton@lethsd.ab.ca

Payment & Registration:
Laurel Udell
laurel.udell@group2.ca

The Project Dossier should include the following sections:

1. Executive Summary

Describe the overall goals and outcomes of the project

2. Scope of Work and Budget

3. School & Community Engagement

- Describe the Community
- Identify stakeholders
- Name challenges
- Describe available assets
- Describe value of process and project to community at large

4. Educational Environment

Explain the educational vision and goals of the school

Describe & illustrate how the environment:

- supports the curriculum and a variety of learning and teaching styles
- is adaptable and flexible

5. Physical Environment

Describe and illustrate:

- the physical attributes of the environment
- how the facility fits within the larger context of the community
- how the project inspires and motivates

6. Results of the Process & Project

Explain how the project achieves:

- Educational goals and objectives.
- School district goals
- Community goals
- Explain any unintended results and achievements of the process & project

Dossier Specifications

- PDF format not to exceed 20MB and 20 pages. *Files exceeding these limits will not be submitted to the jury*
- Use the name of the project as the file name. *For example: Johnson Middle School Modernization*
- Avoid identification of any particular brand, firm, or owner involved in the project. Avoid using firm names and references in the descriptions
- Please insert electronic tabs for each section of the dossier so jurors can easily navigate through the information.
- Either portrait or landscape layout can be used. Please consider that many jurors will review the material in electronic format.

Confidential Project Data Sheet (attached): Include as a separate PDF with the project dossier.

Photo Release Form (attached) Please complete, sign, and include the photo release form. One release per project. Include as a separate PDF with the project dossier.

Optional Materials - not necessarily included in the dossier. All should be in electronic format and labeled by the project name and description of content for each file. Firm name may not appear on photos Additional Images: No more than 5 additional images not to exceed 1MB each (floor plans, site plans, images of your choice to be used for promotion and marketing of the award).

JUDGING CRITERIA

The following criteria will be applied to all categories of the 2019 Alberta Chapter Design Award Program

The Overall Success Of The Planning Process

The application fully demonstrates the value, results, and positive impact of a comprehensive planning process that engages all stakeholders and address the educational goals and community values.

The Planning Process Engages The Community In Which It Serves

The community is defined within geographic, social, educational, and/or other relevant contexts and the planning addresses the multiple communities.

- Topics/Areas To Address:
- Assets available within the community
- Community use/joint-use/partnerships
- Avenue to economic development/community redevelopment
- Reflects the unique needs of the community and local workforce
- Celebrates the unique attributes of the community
- Serves as a center of the community
- Connects students to their community

Comprehensive Pre-design Planning

Evidence of in-depth discussions and/or planning about the educational vision and program prior to the physical design discussions. Please include and/or address the visioning process, design guidelines, program requirements, etc.

The Planning Process Achieved The Goals And Vision For The Project, District, And Community

Identify the goals and demonstrate achievement and results of the planning throughout the process.

The Planning Process & Learning Environment Have Elevated Teaching & Learning

Demonstrate and provide evidence of the value of the planning process, which can be done through testimonial, research, test scores and attendance records, etc.

The Project Models Sustainability In Its Physical Form (Components, Systems, Attributes) And Its Educational Program

The Learning Environment Is Flexible And Adaptable To Multiple Teaching/Learning Models

Describe how the learning environment:

- Reflects and responds to the desired learning program
- Supports a variety of learning styles and methods for delivering instruction. Supports a "learning anytime, anywhere" philosophy
- Enables all Learners to be successful
- Supports future changes in Educational delivery systems.
- Site Development Is Integral To The Vision And Goals Of The Community
- Please include a site plan.

JUDGING

Note that projects will be judged on the Project Dossier and other electronic files submitted in advance of the deadline for the Alberta Chapter Awards Program, by the jury in accordance with the stated criteria. Awards are per the jury's sole discretion and the jury's decisions are final.

Display boards will be mounted for the exhibition at the Alberta Chapter Conference for viewing by conference attendees but will not be used in judging.

JURY

A minimum of 3 distinguished jury members, representing design and educational professionals will review entries. They will have sole discretion in selecting entries that best represent exemplary practice in educational facilities design and planning. All awards or other special recognition will be awarded at their discretion. All decisions are final.

The Jury will be selected by the Design Award Program Chair and Alberta Chapter Board and will represent the variety of our membership (public and private, planner and designer). Jurors cannot be owners or design team members for any project submitted for the Design Awards Program for this year.

ELECTRONIC FILE SUBMISSION

Please submit all electronic files as PDF files via:

Email (if less than 10 MB per file and/or per email. Please do not submit .zip attachments) to the Alberta Award's Program Chair, Daniel Heaton: daniel.heaton@lethsd.ab.ca

OR

Electronic file sharing platforms to Alberta Award's Program Chair listed in the Contacts section. If you are submitting more than one project, please create a sub- folder for each project.

CONTACTS


Architectural Award Chair:
Daniel Heaton
Lethbridge School District #51
Attwell Building 3010 18th Avenue N
Lethbridge Alberta T1H 5B7
daniel.heaton@lethsd.ab.ca

(403) 329-6564

A4LE Alberta Chapter Conference 2019

Alberta Chapter Design Awards

Château Lake Louise, Lake Louise March 6 to March 8, 2019



Design Awards Entry Form

WHERE Château Lake Louise, Lake Louise Alberta

DATES March 6th to March 8th, 2019

REGISTRATION SUBMISSIONS To participate return this registration form, payment and your electronic submission by February 25, 2019 to:

Daniel Heaton - Architectural Exhibit and Awards Chair
c/o Lethbridge School District #51
Attwell Building 3010 18th Avenue N
Lethbridge Alberta T1H 5B7
daniel.heaton@lethsd.ab.ca
or phone (403) 329-6564

All projects submitted on display boards will be displayed for the duration of the conference.
Two submissions are required for each category before an award will be presented. The project categories are New Construction or Modernization/ Addition

TIMELINE February 25, 2019 Registrations and electronic submittal packages due

February 26 2019 Jury process begins

March 6, 2019 Displays to be received by Exhibit and Awards Chair. Exhibitors may deliver panels directly to the conference in person.

March 7, 2019 Presentation of awards at awards banquet.

JUDGING CRITERIA Refer to the criteria outlined in awards submission packet.

The jury recognizes that every project may not have all of the criteria present in equal measure. If so, please emphasize those criteria that are pertinent to your submission.

REQUIRED INFORMATION Identify the project category as **New Construction** or **Modernization/ Addition**. Refer to the criteria outlined for the **project dossier** in the awards submission packet.

ELIGIBLE PROJECTS

- Projects must be completed within the past four years (2015, 2016, 2017 or 2018) to be eligible for consideration for an award.
- Projects must be a K-12 or post-secondary educational environment.
- Entries acceptable from registered architects and/or owners from Alberta with membership in A4LE. Submissions will not be accepted from non-members.

SUBMISSION INFORMATION

Contact Name

Firm/Organization

A4LE Member ID

Address

Country

City

Province

Postal Code

Phone

Email

School District (Owner)

Submit each project electronically as outlined in the Awards Submission Packet. Each project is allowed one panel, each measuring 20" x 40" x 1/4" foam boards with Velcro mounting on back of panel (hook part of Velcro)
Exhibitors are to deliver the project panels to the conference in person or the panels can be couriered, prepaid only, to the Awards Chair by March 4, 2019

Entry Fee x \$250 per project =
Number of projects entered

\$
TOTAL

Cheques made Payable to
CEFPI Alberta Chapter.

To pay via Credit Card Contact Laurel Udell
Phone: 1-780-940-2886

Remit to
Laurel Udell
c/o Group2 Architecture
900 - 10150 100 St NW
Edmonton, AB T5J 0P6
laurel.udell@group2.ca

Exhibit Format

- Print and mount display boards on 20" x 40" foam board or other suitable rigid, light-weight material, with each project presented on one board.
- Artwork is to be permanently mounted to the foam board, no margins are required, and all edges will be fully exposed.
- Framed boards, boards other than the prescribed size or of a composition that is susceptible to warp cannot be accommodated.
- Boards will be mounted using "Velcro" attachments to exhibit frames. Please attach (or include in package) sticky-backed Velcro strips in 2" lengths (hook side only) for each corner of each panel.
- Graphic presentation is at the discretion of the participating Architect; however the purpose of the Exhibit is to give Conference Attendees a clear understanding of each project. Each display should include the following minimum information:
 - Name of school and project location
 - Indicate project type (new, modernization, addition, etc.)
 - Grade configuration and student capacity
 - Area of building
 - Name of school jurisdiction
 - Name of consultants (architect, engineer, specialty consultants)
 - Construction cost of building / tendering process
 - Name of general contractor
 - Names of major material suppliers (in particular A4LE industry partners)
 - Teams are encouraged to submit boards for the exhibit that most accurately represent the project. The following are suggested for inclusion:
 - Illustrative Floor Plan(s) and/or site plan(s) that accurately convey program intent and elements
 - Images (photograph, perspective rendering, or sectional drawing) which convey the spatial relationships of the education program space(s)
 - Project Narrative that complements the images and drawings. Topics which are suggested for the narrative include:
 - The educational vision and goals for the project. Describe how the learning environment supports the planned curricula, as well the ability to adapt and flex to a variety of learning & teaching styles
 - The project's "community." Identify stakeholders, describe how the community was engaged in the planning, design, and construction process. Describe how the project contributed and responded to the unique nature the community.
 - How the physical form of the learning environment inspires and motivates. Describe how the design integrates and responds to the educational program, how the site contributes, and how the overall project incorporates sustainability values.
 - Educational results and achievements. How the project has influenced the district and community, including any unintended results and impacts of the process & project.

Displays are to be at the Conference no later than 5:00 p.m, Thursday March 6, 2019

In the event that the exhibitor is not attending the Conference entries can be delivered, by 4:00 pm, March 4, 2019, to the offices of:


Daniel Heaton, Architectural Awards Chair
c/o Lethbridge School District #51
Attwell Building 3010 18th Avenue N
Lethbridge Alberta T1H 5B7
daniel.heaton@lethsd.ab.ca
or phone (403) 329-6564

- If entries are being couriered to the Architectural Exhibit & Awards Chair, delivery of entries must be prepaid and entries should be adequately protected for delivery to the conference site.
- Submissions are to be picked up at the conclusion of the conference.
- Remaining panels will be destroyed unless other arrangements have been made through the Architectural Exhibit and Awards Chair.

Supervision and Services of the Alberta Chapter

- The Alberta Chapter of the A4LE reserves the right to assign exhibit space and to withhold from the exhibit entries deemed to be unsuitable for display. Participants are reminded that the exhibit is not a commercial display. Personal solicitation or distribution of promotional literature in the Architectural Exhibit is prohibited.
- The Alberta Chapter will supervise unpacking and hanging of the exhibits and for dismantling.
- Adequate general illumination will be provided. No special lighting system will be provided or allowed.
- Neither the Alberta Chapter nor the exhibit hosts, any officers or staff members will be responsible for the safety of the property of the exhibitors from theft, damage by fire, accident or other causes. Reasonable care to protect the property from such loss will be exercised. Entrants wishing to protect their exhibits beyond the provisions above must do so at their own expense.

2019 A4LE Alberta Chapter Design Awards
Project Data: Confidential Information




Project Name	
School District Name	
Project Address	
City/State/Zip/Country	
Superintendent/President	
Award Category - Please Identify the category of award.	New Construction of Educational Facility Modernization/Major Addition of Educational Facility

Submitting Firm:	
Project Role (Architect, Planner, CM, Other)	
Contact for this Award Application	
Title	
Address	
City, State or Province, Country	
Phone & Email Address	

Joint Partner Firm:	
Project Role (Architect, Planner, CM, Other)	
Contact for this Award Application	
Title	
Address	
City, State or Province, Country	
Phone and Email Address	

Other Firm:	
Project Role (Architect, Planner, CM, Other)	
Contact for this Award Application	
Title	
Address	
City, State or Province, Country	
Phone and Email Address	

Joint Partner Firm:	
Project Role (Architect, Planner, CM, Other)	
Contact for this Award Application	
Title	
Address	
City, State or Province, Country	
Phone and Email Address	



2019 A4LE Alberta Chapter Design Awards

Photo Release Form

Please initial all that apply

Name of Project _____

Location of Project _____

Occupancy Date, if applicable _____

The Association for Learning Environments (A4LE) has our permission to:

_____ Send photos electronically to jury members (required for entry).

_____ Display photos in the award winners' area of the website, if selected as a finalist.

_____ Display photos on other sections of the website as representative A4LE projects.

_____ Print photos in A4LE newsletters.

_____ Print photos on A4LE marketing materials, i.e. brochures, awards, call for entries, etc.

_____ Print photos and project details in the A4LE Design Portfolio, if selected as a finalist.

_____ Special projects with prior permission.

Please Note: A4LE maintains an in-house archive of school designs as part of our research library. Your information will be entered and recorded as one of those designs.

Firm _____

Responsible Party/Photographer _____

Signature _____

Date of Release _____