

Fusion Academy

A Revolutionary Way to “Experience” Education



Want to follow along?

1. Go to joinpd.com
2. Enter code:

vtkjk

There will be an opportunity to type in questions at the end of our presentation!



Fusion Academy Mission

Our mission is for educators and business people to mentor and empower all students so they may reach their full potential through collaborative and innovative experiences that will positively impact their community.

Typical Design Process Timeline



Planning Process

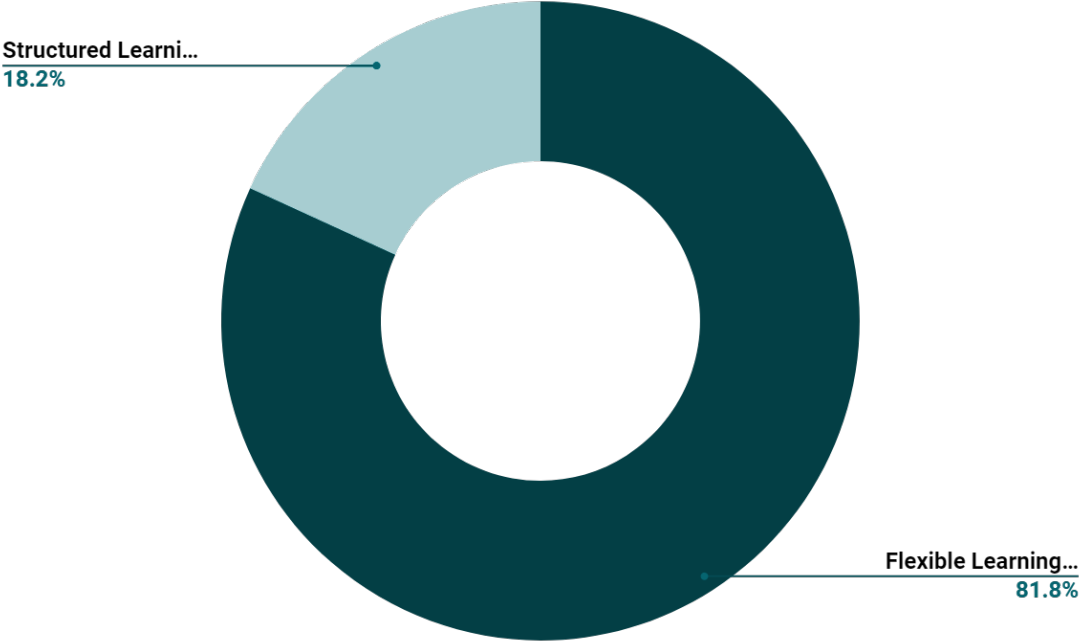
- Educational Wishes
 - Differentiated lessons
 - Real World Activities
 - More autonomy on topics
 - Community relationships that will help us get jobs in the future



Research, Surveys & Documentation

We surveyed parents, teachers, students and community members which helped us shape our academy .

What structure would be best for our students?



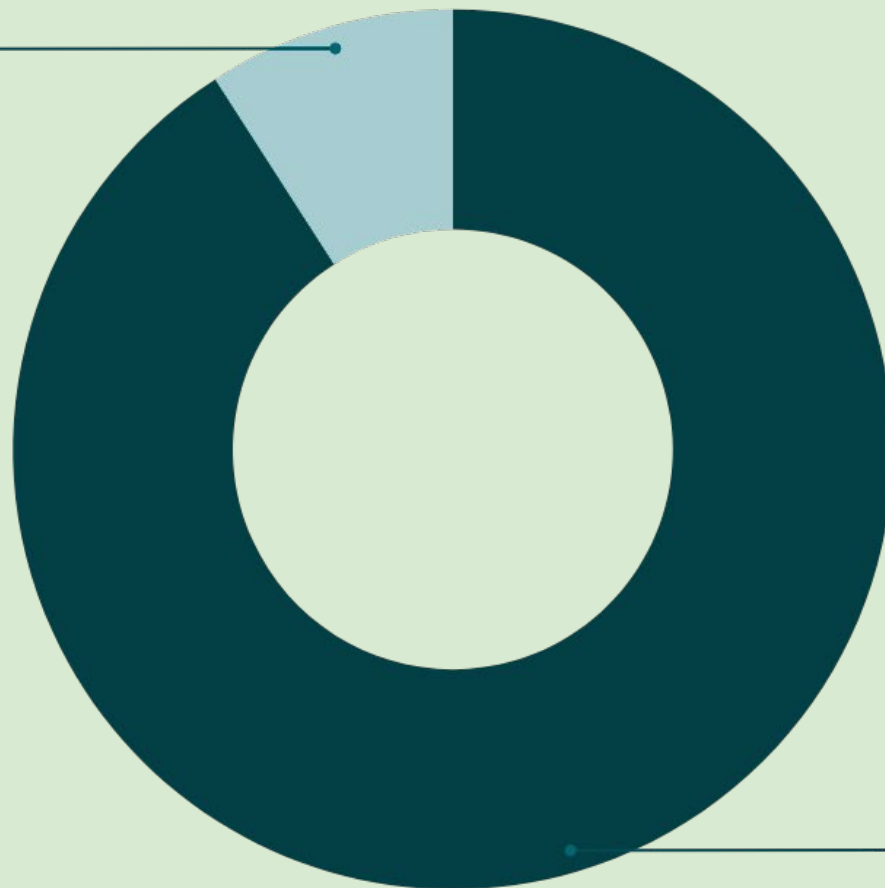
Survey Results

“Because everyone learns differently and at his or her own pace. Flexible learning allows for more individualized learning, tailored to people's unique learning styles.”

“Think student ownership, long -term goals, and curiosity should be the driving force behind a person's education. Each person is unique as well, so the same structure and process does not always work best for everyone.”

Would Students Gain From Internships?

No
9.1%



Yes
90.9%

“

In every adventure I've experienced, something valuable has stuck with me. I believe we learn best when we explore new places, try new experiences, and face our fears; because the emotions we feel create long-term connections to our learning. Project-based learning should be an adventure, where we encounter new challenges and new perspectives that can move us to thinking critically. I think the best designed learning experiences mirror an adventure, where we adapt to challenges and immerse ourselves in the experience.

”

“

I feel like having more natural light would benefit students mentally by getting vitamin D. Having round tables would be SUPERbeneficial for group collaboration as well as small group work.

”

VISION BOARDS

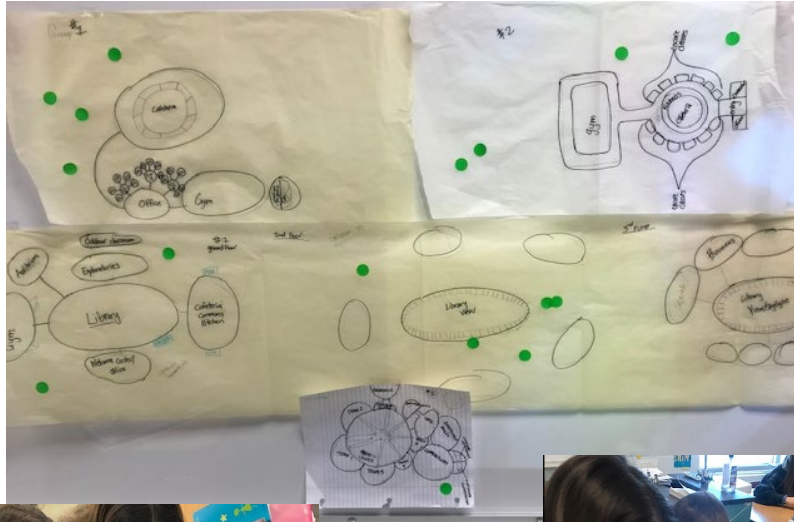
We began by creating vision boards to inspire our school designs. Here are some of the architectural ideas that sparked our interest and guided our design.



Planning Process


Bubble Plot Diagrams

After becoming inspired, we voted on the age level of school we wanted to build. We decided to focus on our own age group and create a 7th and 8th grade academy. We listed out all of the areas we felt were important in the school. We then placed those areas on a map and voted on the best diagram.





PAPER DOLL EXERCISE

Once we determined the spaces and sizes of areas we needed in our building, we performed the paper doll exercise. They took the different areas of the building and placed them on a diagram to determine the best fit for the building. Each group presented their layout to the class and we voted on the item we felt would best suit the needs of the students and community members in our building.



Planning Process Summary

Our groups planning process was very elaborate . We analyzed every piece that went into our school by making sure it would be the perfect learning environment for our students, teachers and community members . This academy was designed for different types of learners . We found most of the kids in our class didn't understand the purpose of school and why we were here. They wondered why we learn things we may never use in our future lives. With the help of community mentors, they will learn about their dream job and experience the everyday tasks that may come. The school we designed has in-school career internships to show students how they will be using everyday skills. Our students will also learn time-management skills, leadership, and responsibility . By giving them this opportunity, we hope that *all* of our students will continue on to live a successful life where they can grow and prosper .



Concepts



Our Big Ideas

Meet the Falcons

Mission: Our mission is for educators and business people to mentor and empower all students so they may reach their full potential through collaborative and innovative experiences that will positively impact their community.

Goal: The goal of Fusion Academy is to fuse together education and experience by bringing the community directly into the school. The main floor of the school building will serve as a town hall where businesses and community partners can lease out spaces for their practices. Upon leasing a space, each business will work with an administrator and be open to student interns.

Principles: Our principles are committed to building a community of learners. Between mentors, students and teachers, we will work to personalize learning and demonstrate mastery of skills through real world experiences.

Values: We value academic integrity, accountability, responsibility and respect. Our staff believe that if students develop these values then students will be career & life ready.



Location - Site Selection



Community

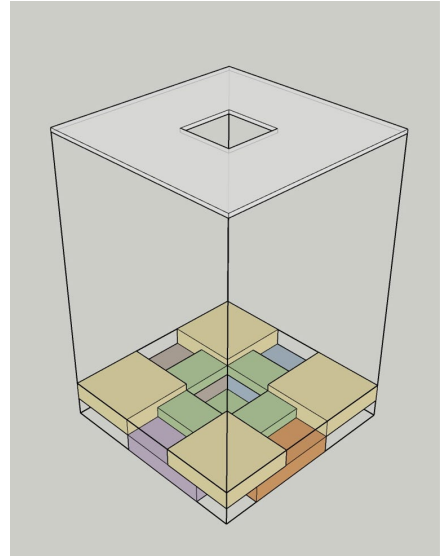
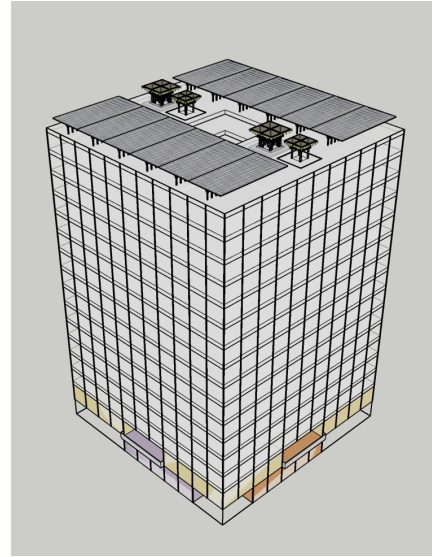

Curriculum



Our school is related to the community because there are mentors that come into the school and help with connecting the students to real -world jobs. Our school is unique because we have people coming into the school to help both outside and inside the students school lives. The students are benefited by having the opportunity to use the skills they use in school and connect them to the real -world.

Building

Our school is also a community asset because the school is the first 2 floors of a multi -use building in the city. The other floors can be rented out to the same community partners involved in our internship program. The first floor is shared space with the outside community. The Gym and ball fields next door can be used by anyone in the community after school hours. Community members can come and read books in our library. The cafeteria can be rented out for cooking classes and the outdoor classroom has a community garden.




Learning Environment

We have a career based learning environment. Kids will learn all about the real world while running their own business. This is not normal or something you can teach, but what you figure out in the process. Students at lunch would earn money and run businesses. This can bring students closer to their teachers/supervisors. The whole school is all based around the future.

Allows students to be autonomous and have choice in their education based on their interests and skills rather than learning for a test. Practical hands -on experience will prepare them for real life opportunities.

A typical day involves student interactions with economics and everyday jobs. The students are preparing for their futures so they can make it in the real world.

Community partnerships (internship program) and the use of the building as a community resource makes everyone invested in the future of the students, school, and the larger community. Everyone is collaborating to make each other more successful.




Physical Environment


Our school has a good physical environment. Our school's physical environment makes it easier for students to learn because we have a very active school that allows kids to get their energy out. People will get to the school by car if they want to but our school will also offer buses (the site we chose has a metro stop close by), and you can walk if you want to, or if you are close enough. Our town square gives kids a chance to move and get other options for food. Our town square allows community professionals to come in to meet with students for specialized curriculum and is flexible and way more effective for all students.

The building has a lot of windows for natural light, the colors would be mostly whites and grays so that they don't distract from learning but we'd also include our school's colors (green and blue) for school spirit. The school's materials would be designed for a tactile experience: soft carpet, comfy lounge chairs, natural woods and stones with different textures.

We feel that our building preserves the environment because the site we chose is an abandoned parking lot in an urban area. We didn't want to cut down trees to build our school. Some of the sustainable features that we'd like to include in our building are solar panels on the roof, a rainwater collection system to be used to water the community garden. Our cafeteria would compost food waste at the end of each day and we'd have recycling bins located around the school.



Design



Solution



Project Details

Project name: Fusion Academy

Location: Chicago, Illinois

District Name: Cambridge Preparatory

Grades Taught: 7th and 8th grade

Principal: Dr. Susan Harper

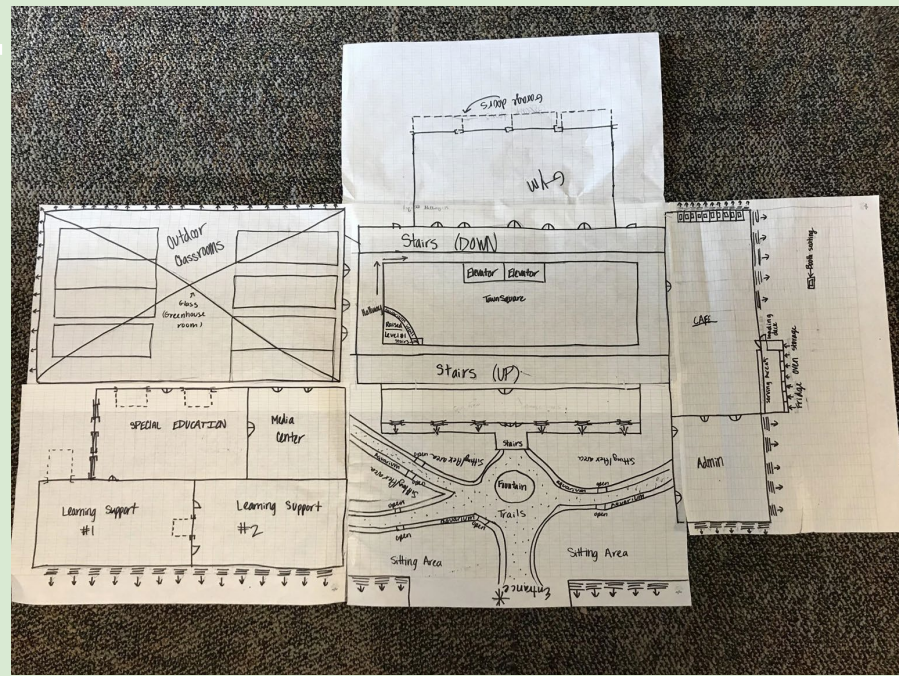

Contractor: William Arnt

Architect: Mrs. Williams

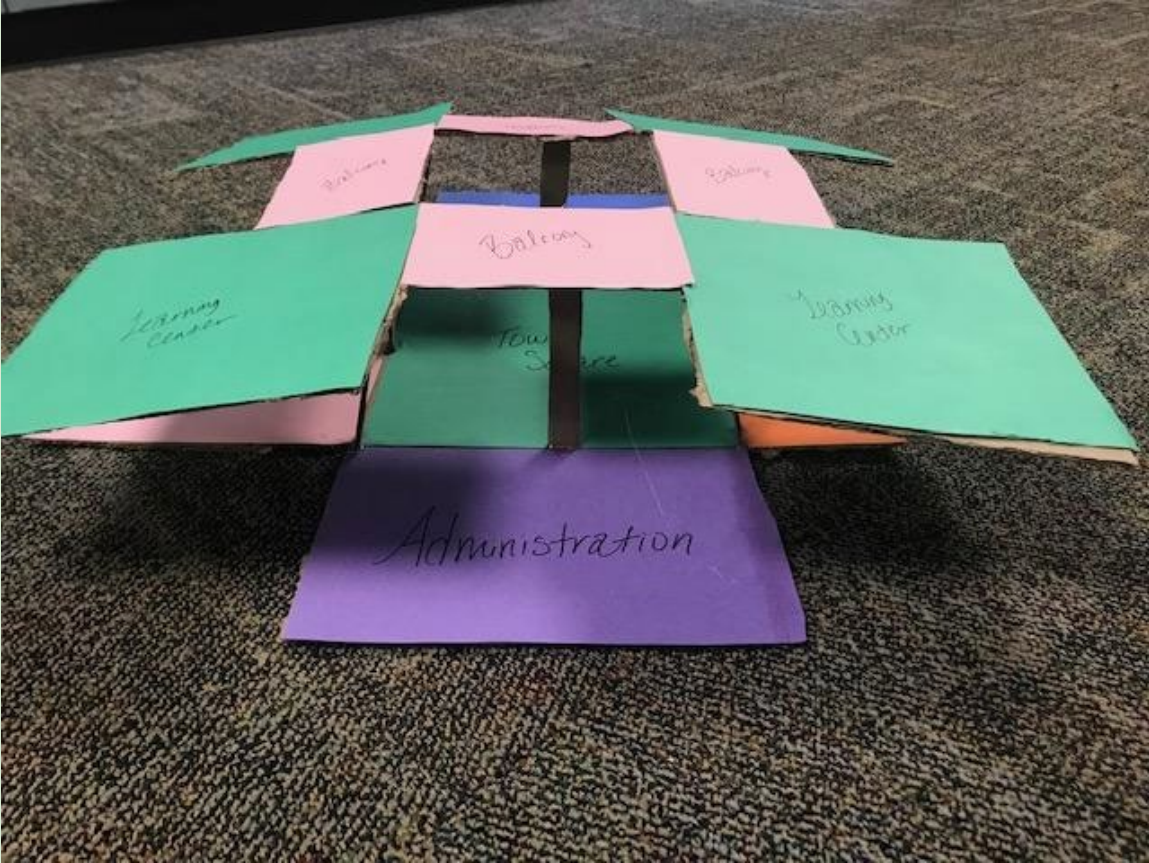

Phone Number: (312) 524-9734



PAPER LAYOUT SKETCHES

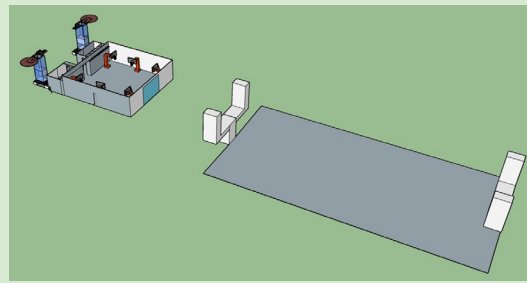


Building Model

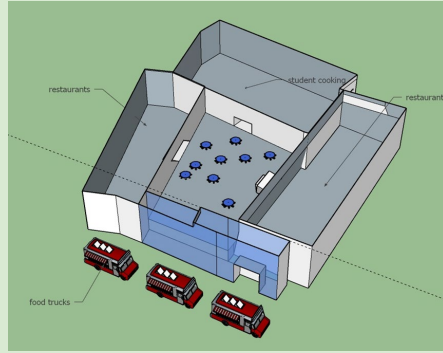


Created with recyclable materials found in our school.

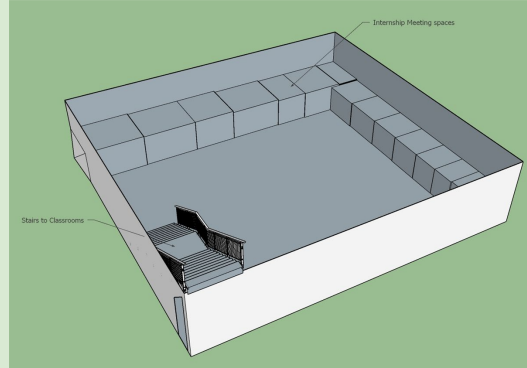
Sketchup - 1st Floor



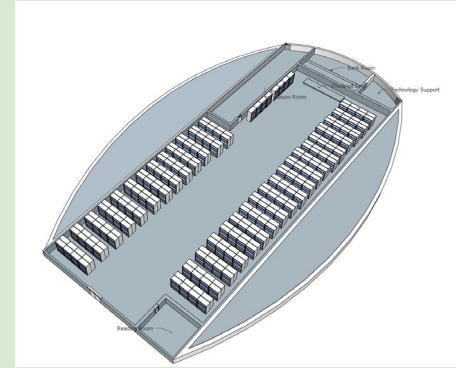
Gym



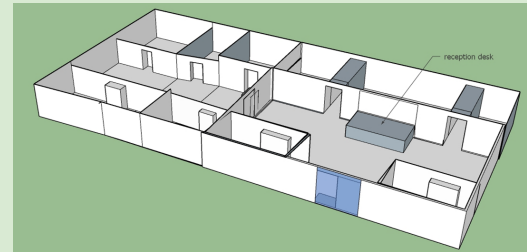
Cafeteria



Town Square

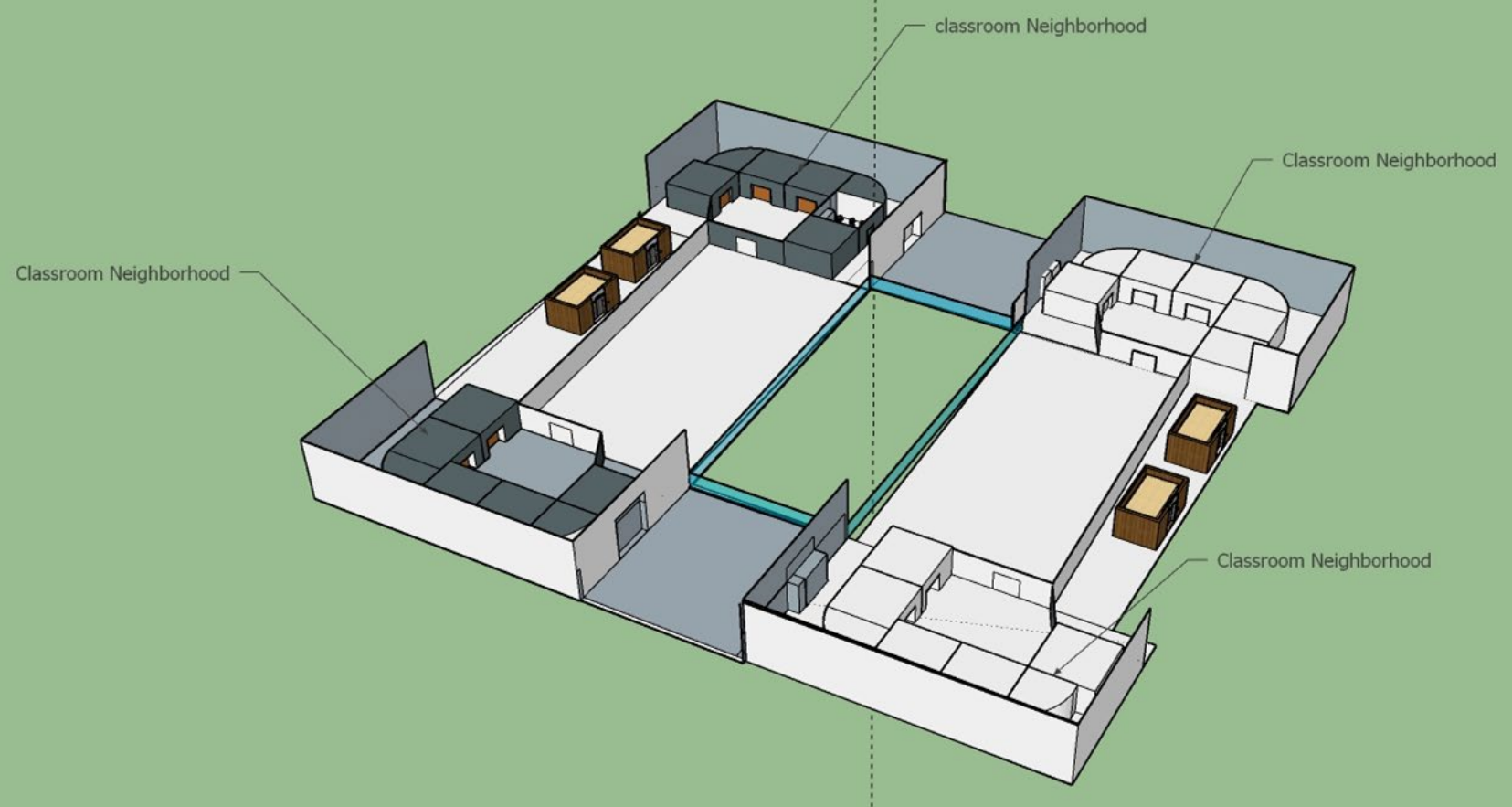


Library




Office


Sketchup - 2nd Floor



Conclusion

In conclusion, our school is a great opportunity for students to experience a real world job. We work with different business outside the school to help our students be prepared and well educated about the career they would like to pursue one day.





A Revolutionary way to Experience Education



We'd love to answer some questions!

Type in your question below! We will answer as many as we can!




Students, write your response!

Pear Deck Interactive Slide
Do not remove this bar

Please provide us some feedback on our presentation!



 Pear Deck



Students, draw anywhere on this slide!

Pear Deck Interactive Slide
Do not remove this bar