

LEGATARCHITECTS

(RE)Thinking Security and Safety in the School Environment:
Inviting to the Community and Safe for our Children



Medinah School District 11

Every Student. Every Day.



LearningSCAPES 2018

November 2, 2018

Agenda

1. Introductions
2. School Security Strategies
3. Workshop – Security Concerns
4. Case Studies
5. Design Workshop
6. Essential Planning Courses of Action

Agenda

1. **Introductions**
2. School Security Strategies
3. Workshop – Security Concerns
4. Case Studies
5. Design Workshop
6. Essential Planning Courses of Action

Introductions



Dr. John Butts

Superintendent, Medinah SD 11



Jay Johnson

Principal, Legat Architects



Paul Timm

Vice President, Facility Engineering Assoc.



Robin Randall

Principal, Legat Architects

Agenda

1. Introductions
2. School Security Strategies
3. Workshop – Security Concerns
4. Case Studies
5. Design Workshop
6. Essential Planning Courses of Action

Presenter Background

- Vice President, FEA
- Physical Security Professional (PSP)
- Published Author: School Security
- SCAT Member (NOVA)
- Assessments, Emergency Planning, Instruction, Expert Witness
- paul.timm@feapc.com

Facebook: safeschools1

Twitter: @schoolsecurity

LinkedIn: paultimmpsp



Top Concerns

- Emergency Preparedness
 - ✓ Active Shooter
 - ✓ Severe Weather
- Access Control
- Enhanced Communications
- Video Surveillance

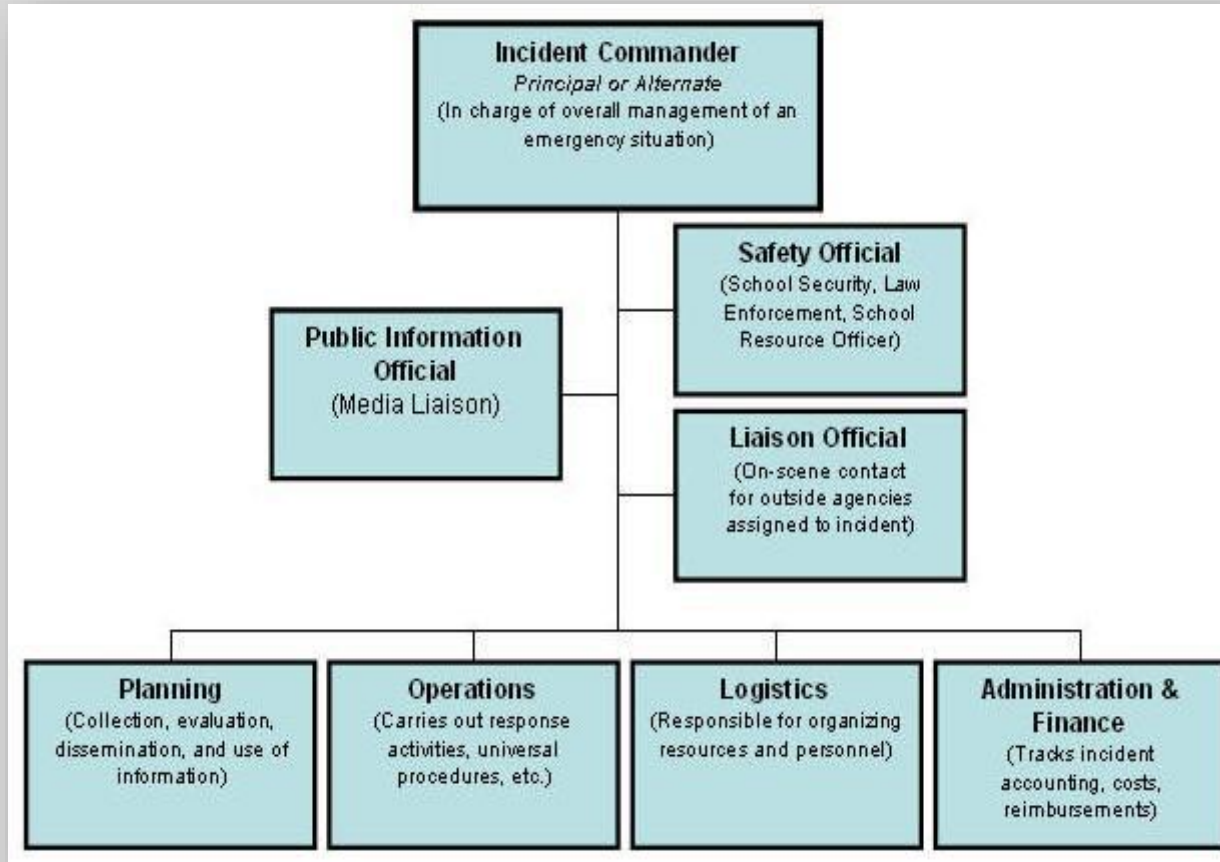


Key #1 - Collaboration

- Top-Down Commitment
 - ✓ Example
 - ✓ Documentation
 - ✓ NIMS
- Accountability
 - ✓ Performance Evaluation
 - ✓ Practices
- Mass Notification



Developing ICS



Staff Skills Survey & Inventory

Name & School _____/_____
Name _____ School _____ Room # _____

Please indicate the areas that apply to you.

PLEASE CHECK ANY OF THE FOLLOWING IN WHICH YOU HAVE EXPERTISE & TRAINING. CIRCLE YES OR NO WHERE APPROPRIATE.

☐ First Aid (current card yes/no) ☐ CPR (current yes/no) ☐ Triage
☐ Firefighting ☐ Construction (electrical, plumbing, carpentry, etc.)
☐ Running/Jogging/Physical Fitness ☐ Emergency Planning
☐ Emergency Management ☐ Search & Rescue
☐ Law Enforcement ☐ Bi/Multi-lingual (what language (s)) _____
☐ Mechanical Ability ☐ Structural Engineering
☐ Bus/Truck Driver (CDL yes/no) ☐ Shelter Management
☐ Survival Training & Techniques ☐ Food Preparation
☐ Military Experience (current) (reserves/national guard yes/no)
☐ CB/Ham Radio Operator ☐ Journalism ☐ Camping
☐ Waste Disposal ☐ Recreational Leader

DO YOU KEEP A PERSONAL EMERGENCY KIT? _____ In your car?
_____ In your room? _____

DO YOU HAVE MATERIALS IN YOUR ROOM THAT WOULD BE OF USE DURING AN EMERGENCY?
(i.e., athletic bibs, traffic cones, carpet squares, first aid kit, tarps, floor mats, etc.)
_____ Yes _____ No

DO YOU HAVE EQUIPMENT OR ACCESS TO EQUIPMENT OR MATERIALS AT YOUR SCHOOL SITE THAT COULD BE USED IN AN EMERGENCY?
_____ YES _____ NO

PLEASE LIST EQUIPMENT AND MATERIALS:

Key #1 - Awareness

- Culture
 - ✓ Briefings
 - ✓ Positive Incentives
- Teacher / Staff Development
 - ✓ Security Education
- Prior Knowledge
 - ✓ "See Something, Say Something"



Awareness Training

- Staff, Students, Parents
- Outside Organizations
- Community



Key #3 - Involvement

- Youth & Early Adopters
 - ✓ Relationship
- Safety Initiatives
 - ✓ Instruction
 - ✓ Technology & Social Media
 - ✓ Surveys
 - ✓ Incentives



Access Control

- Visitor Management
 - ✓ Software
- Electronic Access
 - ✓ NFC / Bluetooth
- Controlled Vestibule
 - ✓ Laminated Glass



Classroom Security

- NFPA Codes
- ADA Standards
- Security Concerns



Communications

- Labeled Telephones
 - ✓ “All Call”
- Intercoms
- Public Address
- Two-Way Radios
- Cellular Phones
- Social Media




Emergency Preparedness

- Bomb Threats & Suspicious Mail
- Crisis Flipcharts/Apps
- Emergency Supplies
- Drills & Exercises
- Mass Notification



Active Assailant Procedures

- Lockdown
 - ✓ "Plus Options"
- Run, Hide, Fight
- Today's Strategy:
 - ✓ Empower
 - ✓ Assess



Security Resources

- STOP School Violence Act of 2018
- dhs.gov/what-to-do-bomb-threat
- dhs.gov/active-shooter-preparedness
- youtube.com/watch?v=Xs5x7SBx3eQ
- youtube.com/watch?v=5VcSwejU2D0
- <https://cops.usdoj.gov/default.asp?Item=65>
- https://rems.ed.gov/docs/REMS_K-12_Guide_508.pdf
- about.usps.com/securing-the-mail/suspiciousmail.htm
- <https://training.fema.gov/is/courseoverview.aspx?code=IS-100.c>



Agenda

1. Introductions
2. School Security Strategies
3. Workshop – Security Concerns
4. Case Studies
5. Design Workshop
6. Essential Planning Courses of Action

Agenda

1. Introductions
2. School Security Strategies
3. Workshop – Security Concerns
4. Case Studies
5. Design Workshop
6. Essential Planning Courses of Action

Homeland Security Education Center (HEC)



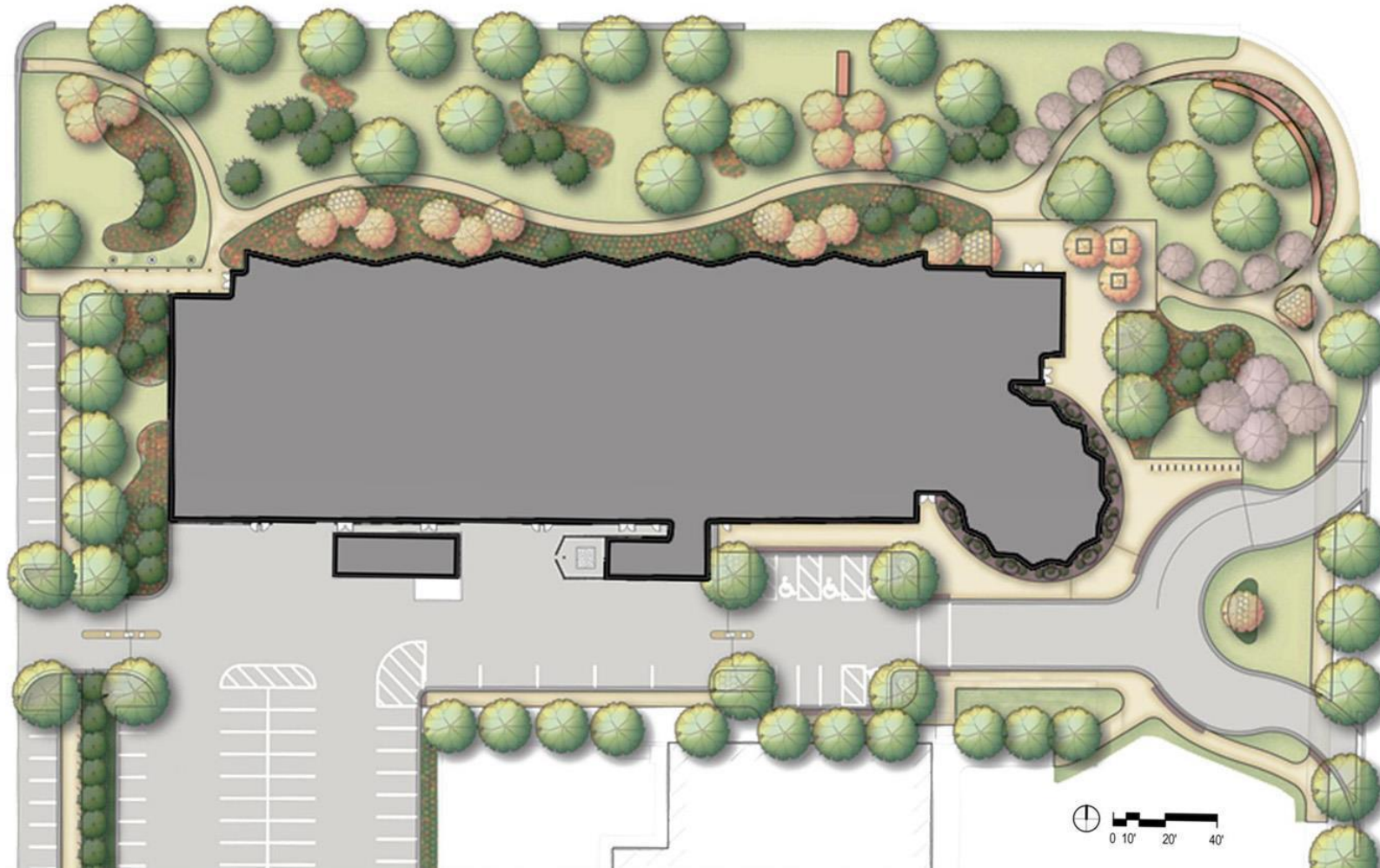
Homeland Security Education Center (HEC)



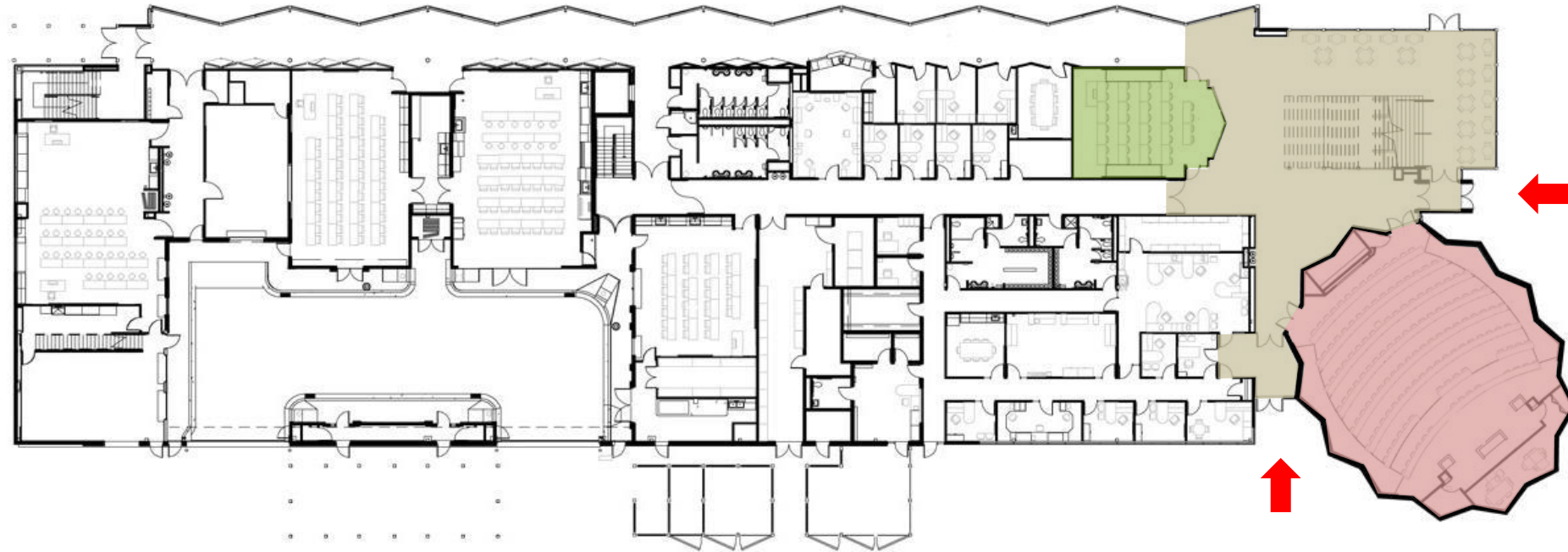
Homeland Security Education Center (HEC)



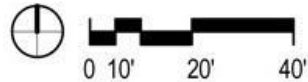
HEC: Mock Courtroom / Lecture Hall





HEC: First Floor Plan



FIRST FLOOR PLAN




-  Mock Courtroom / Auditorium
-  Criminal Justice Lab
-  Lobby & Events

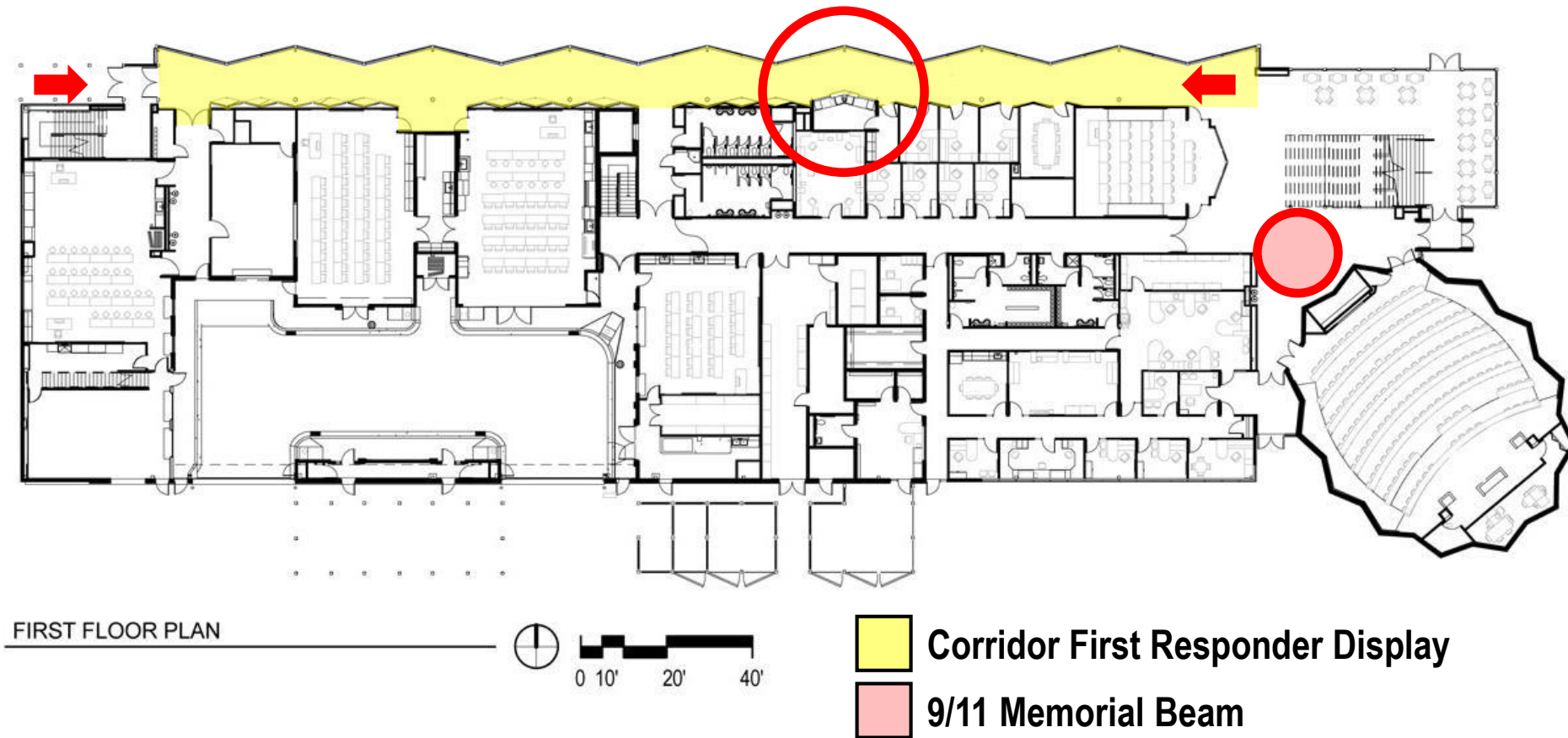
HEC: Mock Courtroom / Auditorium



HEC: Lobby-Event / Criminal Justice Lab



HEC: First Floor Plan



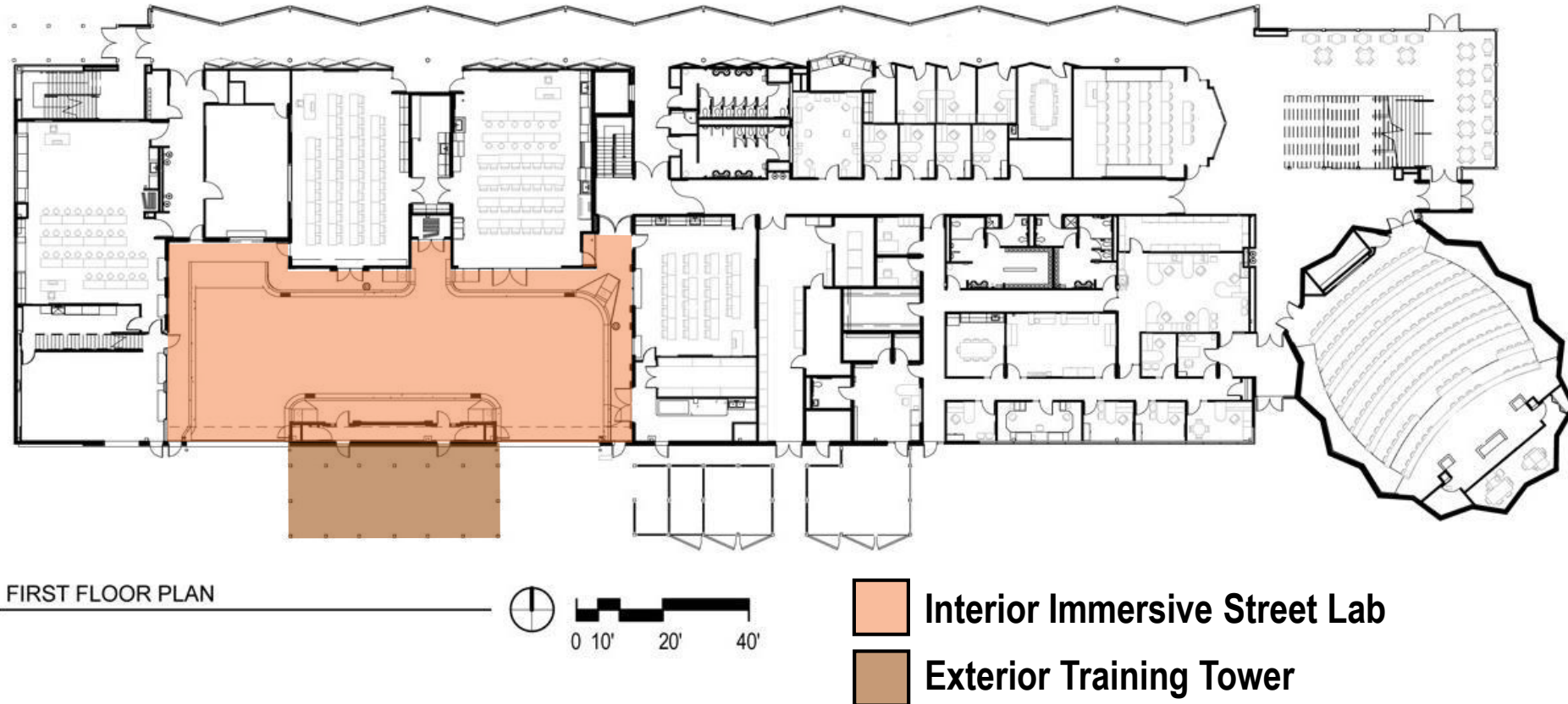
HEC: Corridor First Responder Display



HEC: 9/11 Memorial Beam



HEC: First Floor Plan



HEC: Interior Immersive Street Lab



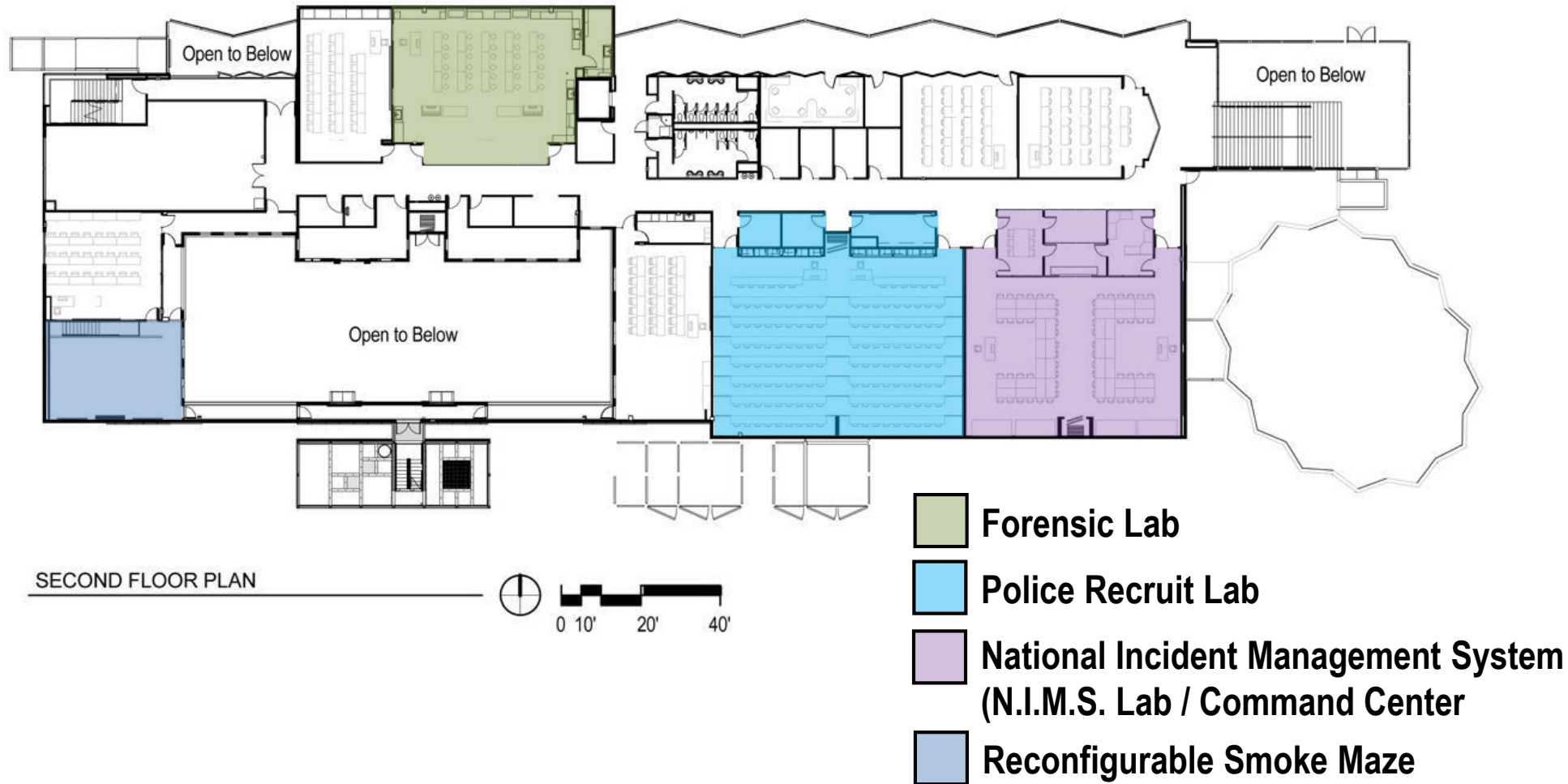
HEC: Interior Immersive Street Lab



HEC: Exterior Training Tower



HEC: Second Floor Plan



HEC: Police Recruit Lab



HEC: Forensic Lab



HEC: N.I.M.S. / Command Center



HEC: Reconfigurable Smoke Maze



Homeland Security Training Center (HTC)



Homeland Security Training Center (HTC)



HTC: First Floor Plan



1 FIRST FLOOR PLAN
1" = 25'-0"



- Range Preparation
- Tactical Firing Range
- Virtual Simulator
- 911 Call Center

HTC: Range Preparation

- Gun Cleaning Education
- Safety Protocol
- Training / Debriefing Room
- View Through Control Room to Range



HTC: Tactical Firing Range

- Shooters Move
- Running Man Targets
- Stationary Interval Targets
- Vehicles Access Capability
- Specialty Lighting



Virtual Simulator

- 300-degree Immersive Training Environment
- Multiple, Altering Scenarios
- Translates into Real World Survival Skills

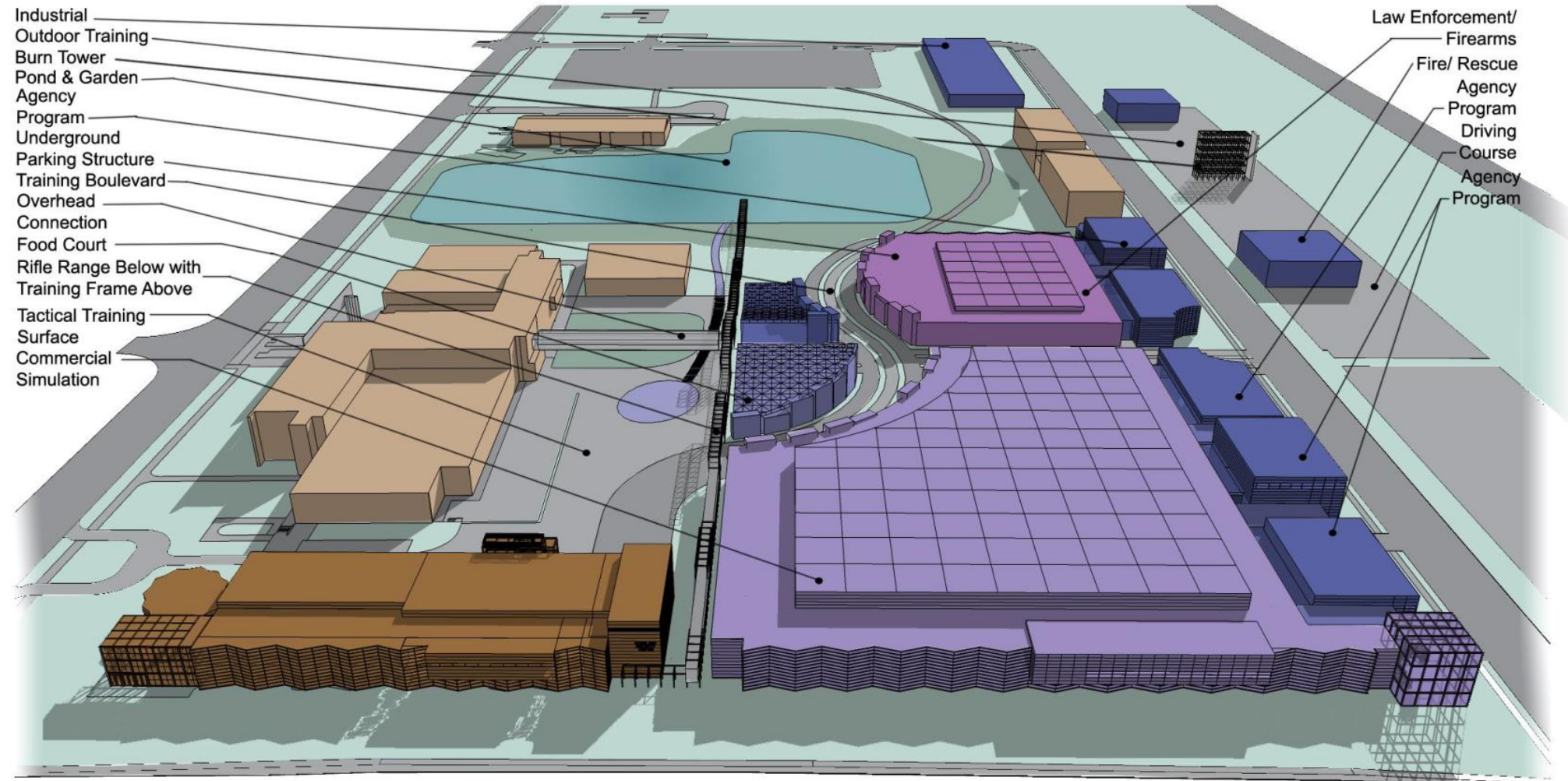


HTC '911' Dispatcher Training


- “Conductor” of First Responders
- Gatherer of Relevant Information
- Assigns Priorities to Specific Emergencies



Exterior Tactical Village Master Plan



Exterior Tactical Village Master Plan




Exterior Tactical Village Master Plan

- 1 COMMERCIAL
- 2 TACTICAL VILLAGE
- 3 RESIDENTIAL
- 4 SCHOOL HOUSE
- 5 HELIPAD
- 6 FUTURE EXPANSION
- 7 25 YARD RANGE
- 8 50 YARD RANGE
- 9 150 YARD RANGE
- 10 ADVANCED DRIVING COURSE
- 11 DRIVING COURSE AND SKID PAD
- 12 WATER RESCUE
- 13 RAIL SPUR
- 14 AIRPLANE CRASH SITE
- 15 ELEVATED TRACK
- 16 BURN TOWER
- 17 BURN HOUSE
- 18 SHORING AND TRENCHING
- 19 VEHICLE CRASH SCENARIOS
- 20 RUBBLE PILES
- 21 MAIN ENTRANCE
- 22 HAZARDOUS MATERIALS



Exterior Tactical Village Master Plan



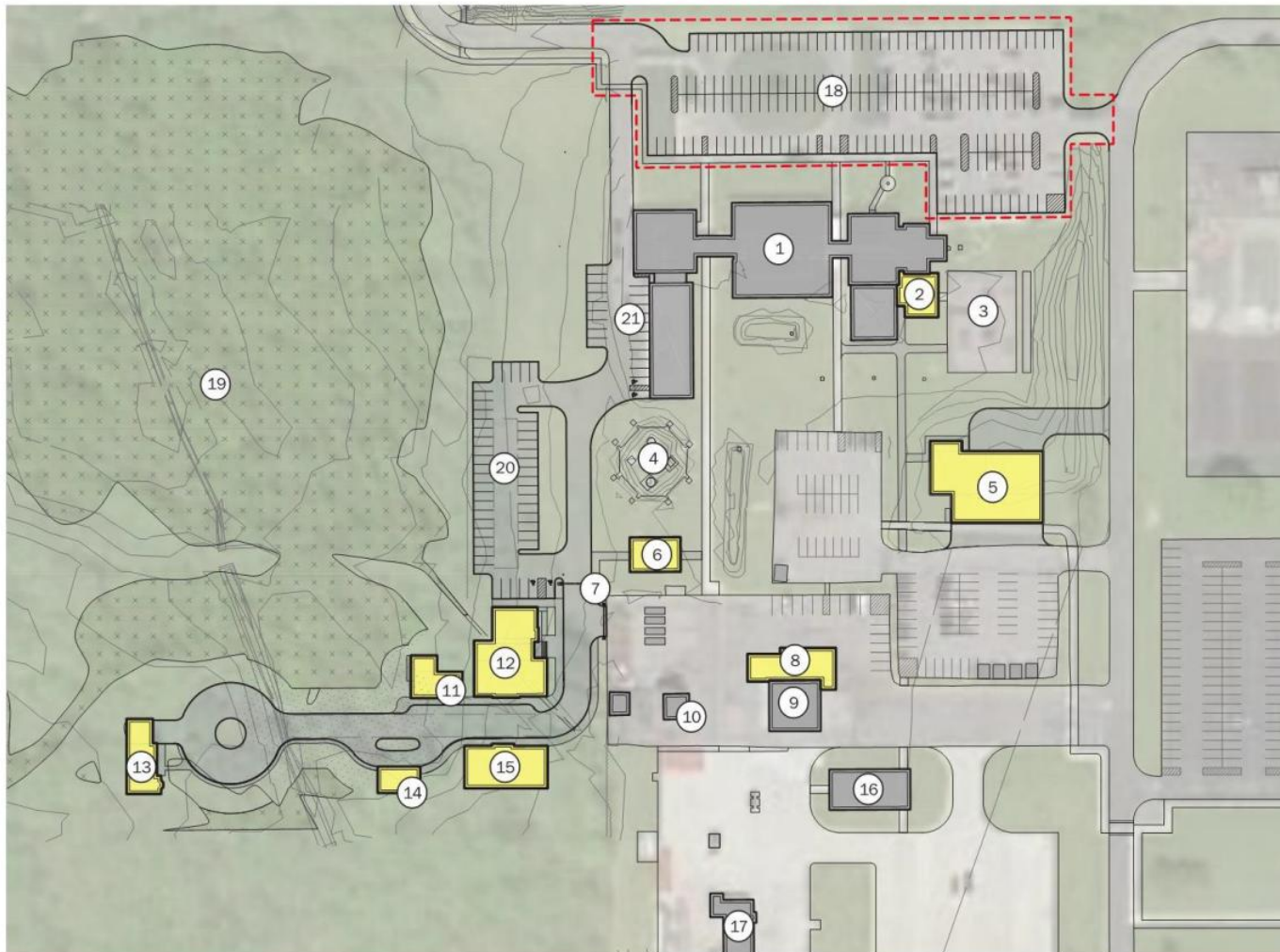
Exterior Tactical Village Master Plan



Exterior Tactical Village Master Plan



Cuyahoga Community College – Phase II



- 1 Public Safety Training Center (Crile)
- 2 Fitness Expansion
- 3 Obstacle Course
- 4 Confined Space Training Prop
- 5 Vehicle Storage Building
- 6 Pavilion
- 7 Gates
- 8 Fire House Expansion
- 9 Fire House
- 10 Fire Tower
- 11 Commercial Building #1
- 12 Training Center
- 13 Residence Building
- 14 Canopy Building
- 15 Commercial Building #2
- 16 Existing Pavilion
- 17 Burn Building
- 18 Future Parking Expansion
- 19 Wetlands
- 20 Training Center Parking
- 21 Firing Range Parking

Cuyahoga Community College – Phase II

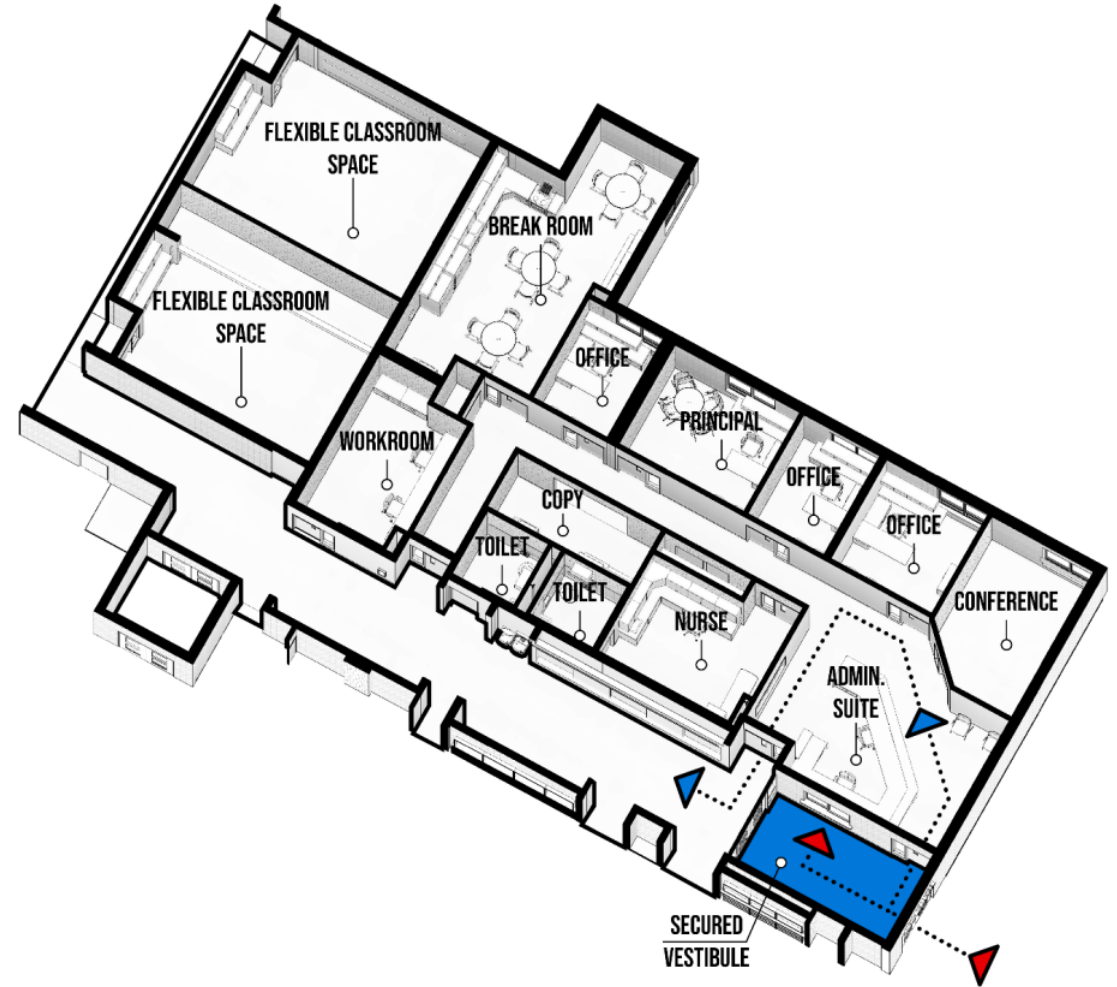
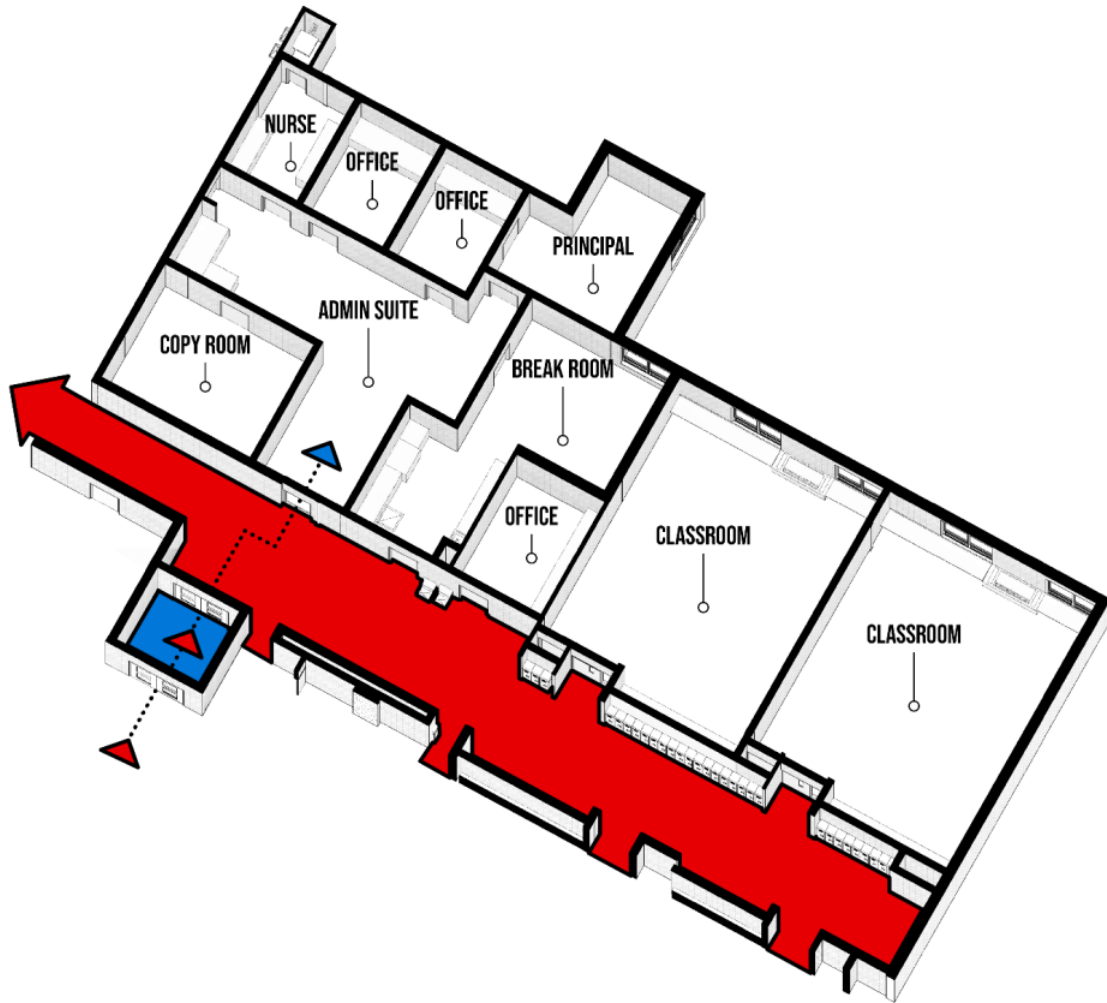


Site Plan Safety

- Separate Bus Drop-off
- Separate Vehicular Parent Drop-off
 - ✓ Allows Parents to Watch Child Walk to Controlled Entry
- Parking Lot Barrier Elements



Controlled Vestibule Remodeling



Controlled Entry Features

- Single Point of Entry
- Visual Control
- Video/Intercom System
- Video Surveillance System
- Sliding Pass-Thru Window
- Physical Separation
- 911 Distress Buttons
- Access Control Door Hardware



Agenda

1. Introductions
2. School Security Strategies
3. Workshop – Security Concerns
4. Case Studies
5. Design Workshop
6. Essential Planning Courses of Action

Agenda

1. Introductions
2. School Security Strategies
3. Workshop – Security Concerns
4. Case Studies
5. Design Workshop
6. Essential Planning Courses of Action

Essential Planning Courses of Action

- Assessment Procedures
- Reporting Procedures
- Notification Procedures
- Evacuation / Shelter-in-Place / Hide, Run, Fight
- Emergency Responder Coordination
- Access Control Systems
- Video / Intercom Systems
- Video Surveillance Systems
- Accountability / Chain-of-Command
- Communications Management Procedures
- Short-term Recovery Procedures
- Long-term Recovery Procedures
- Preparation of Emergency Preparedness Kits